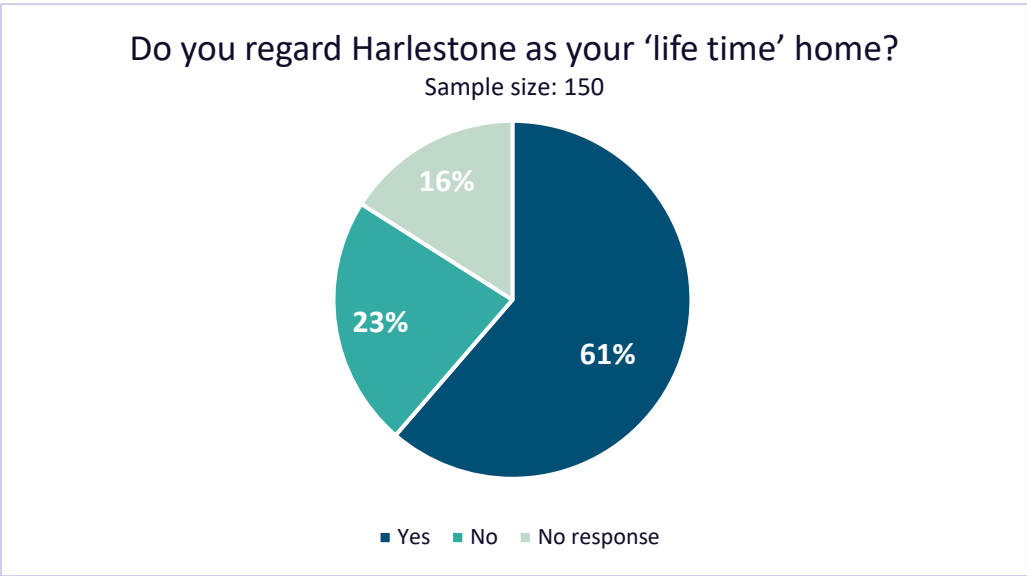


HARLESTONE NHP SURVEY 2020

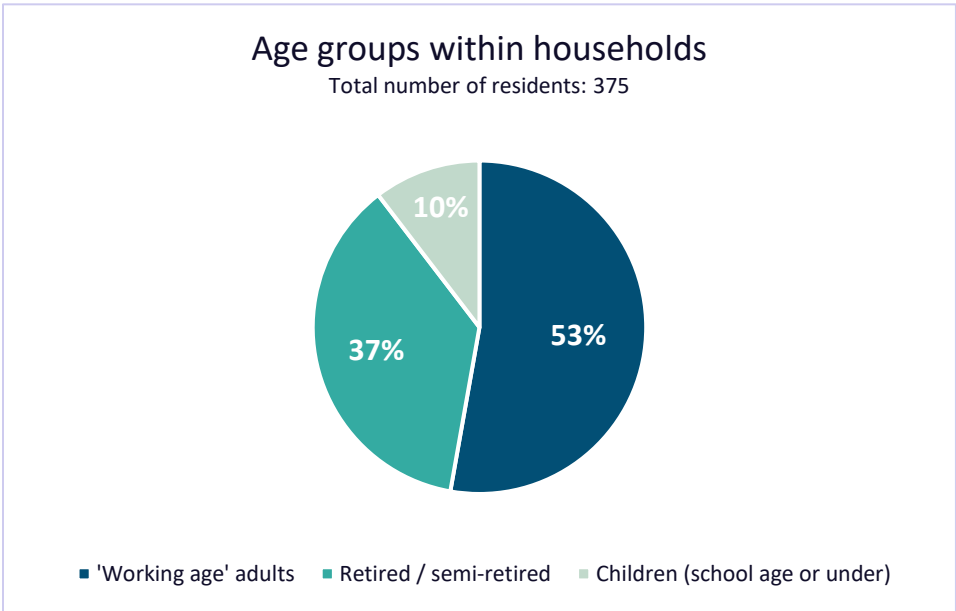
Authored by: Emma Mills

Summary

Harlestone residents show a strong attachment to their local parish. Over 80% of those surveyed mentioned multiple things that they enjoy most about living in the village. Over two thirds of respondents have lived in the village for over 10 years and 61% regard it as their lifetime home.

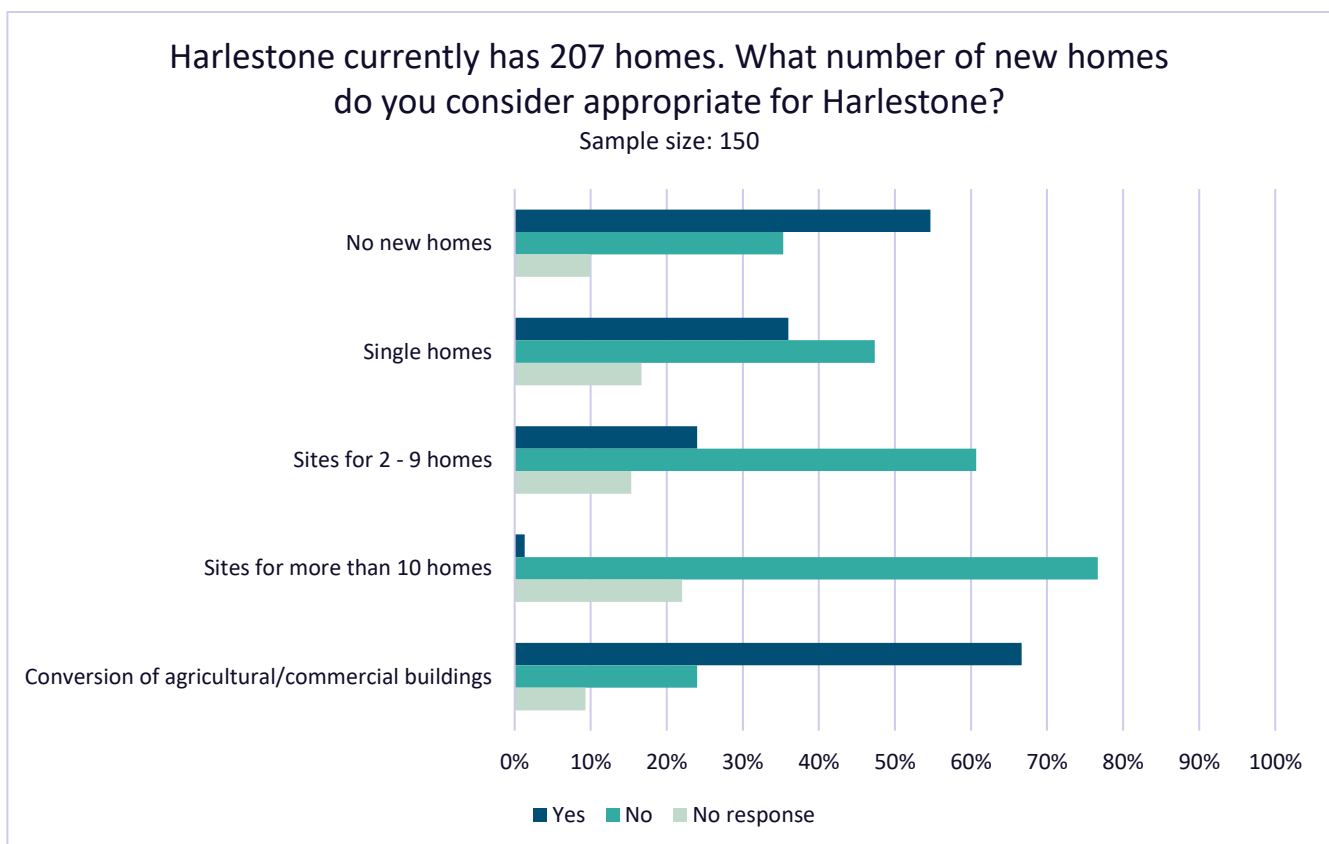


A notable feature of the composition of respondents and those within their households is that 37% are retired or semi-retired. This is a high proportion compared with the approximate overall UK retired population (18% aged 65+) and it informs the general theme of survey responses, which highlight some key priorities.

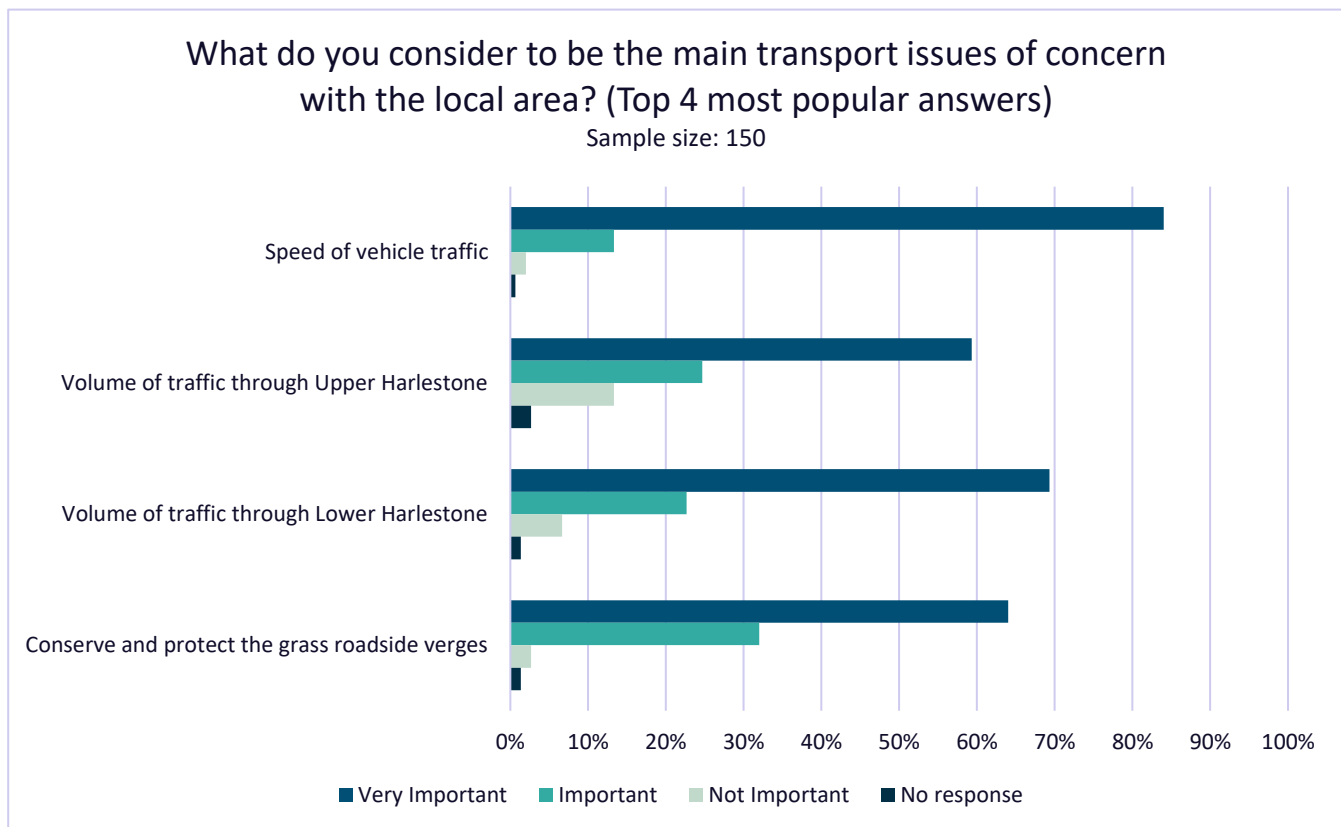


One key priority is to protect Harlestone's open and green spaces. 92% of respondents say that protecting existing open spaces from development is very important and 95% would welcome a Neighbourhood Plan policy that seeks to designate and protect areas of local green space. 93% also feel that preventing Harlestone coalescing with the urban areas is very important.

Respondents are generally opposed to development in the parish, with 55% saying they would like to see no new homes being built in Harlestone. Yet there is broad support for conversion of agricultural or commercial buildings (67%). Whilst there is some support for small scale development, 83% of respondents feel that any new housing development should reflect the character of the village. The vast majority also support the inclusion of the following policies in the Neighbourhood Plan, to ensure the parish maintains its character: prescribing the materials and design of external alterations to existing homes in the village (85%), focusing on preserving the existing street scene (94%) and preserving minimum or existing space between neighbouring houses (94%).



Respondents say that the main issues of concern associated with transport within the local area are the speed of vehicle traffic (84% 'very important'), the volume of traffic through Lower Harlestone (69% 'very important') and Upper Harlestone (59% 'very important') and conserving & protecting the grass roadside verges (64% 'very important').

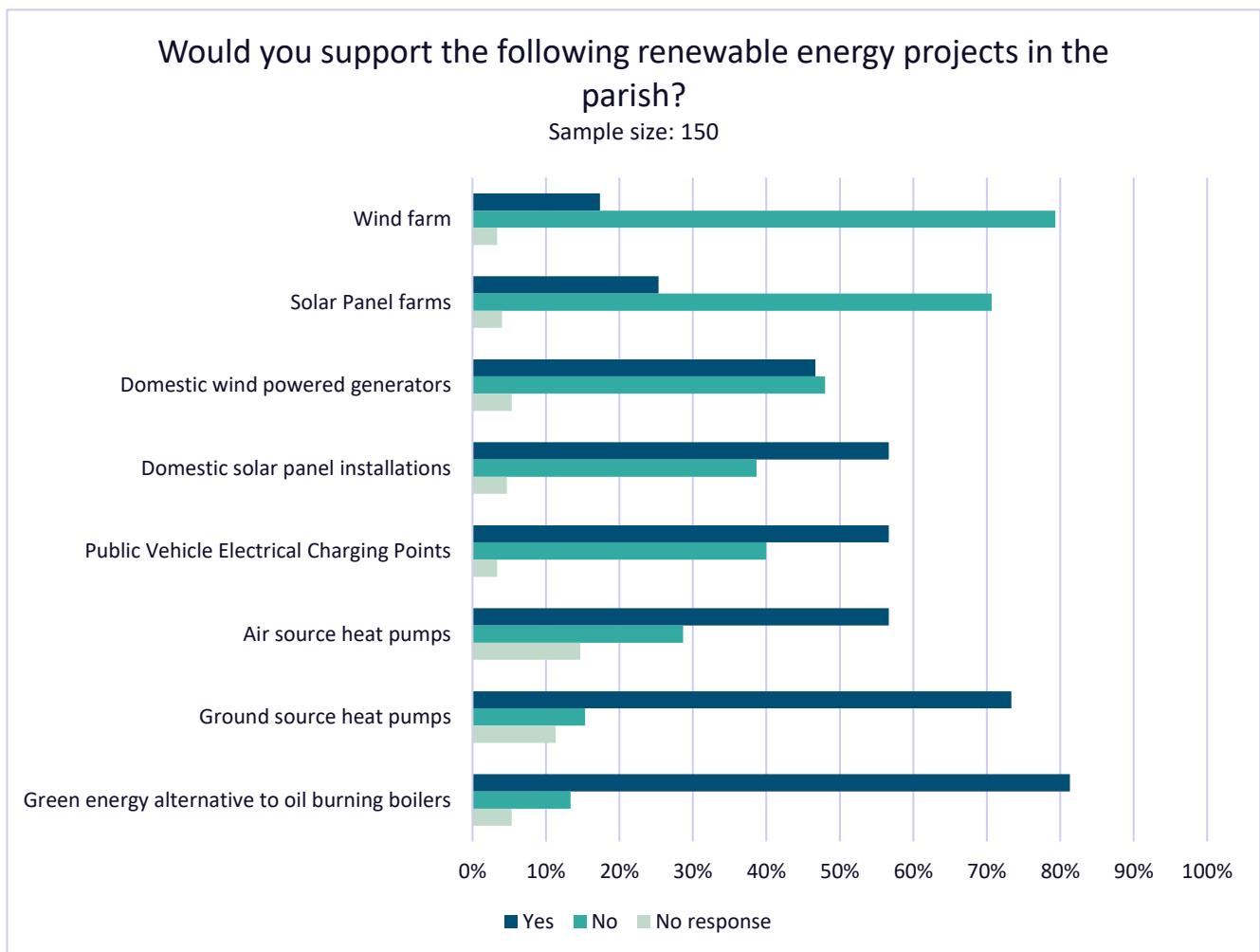


Respondents also expressed concerns regarding the volume and speed of traffic and cyclists on local roads when asked to give details on what they like least about living in the parish. 17% say that this is the aspect of living in Harlestone that they like the least, making up over half of the responses given.

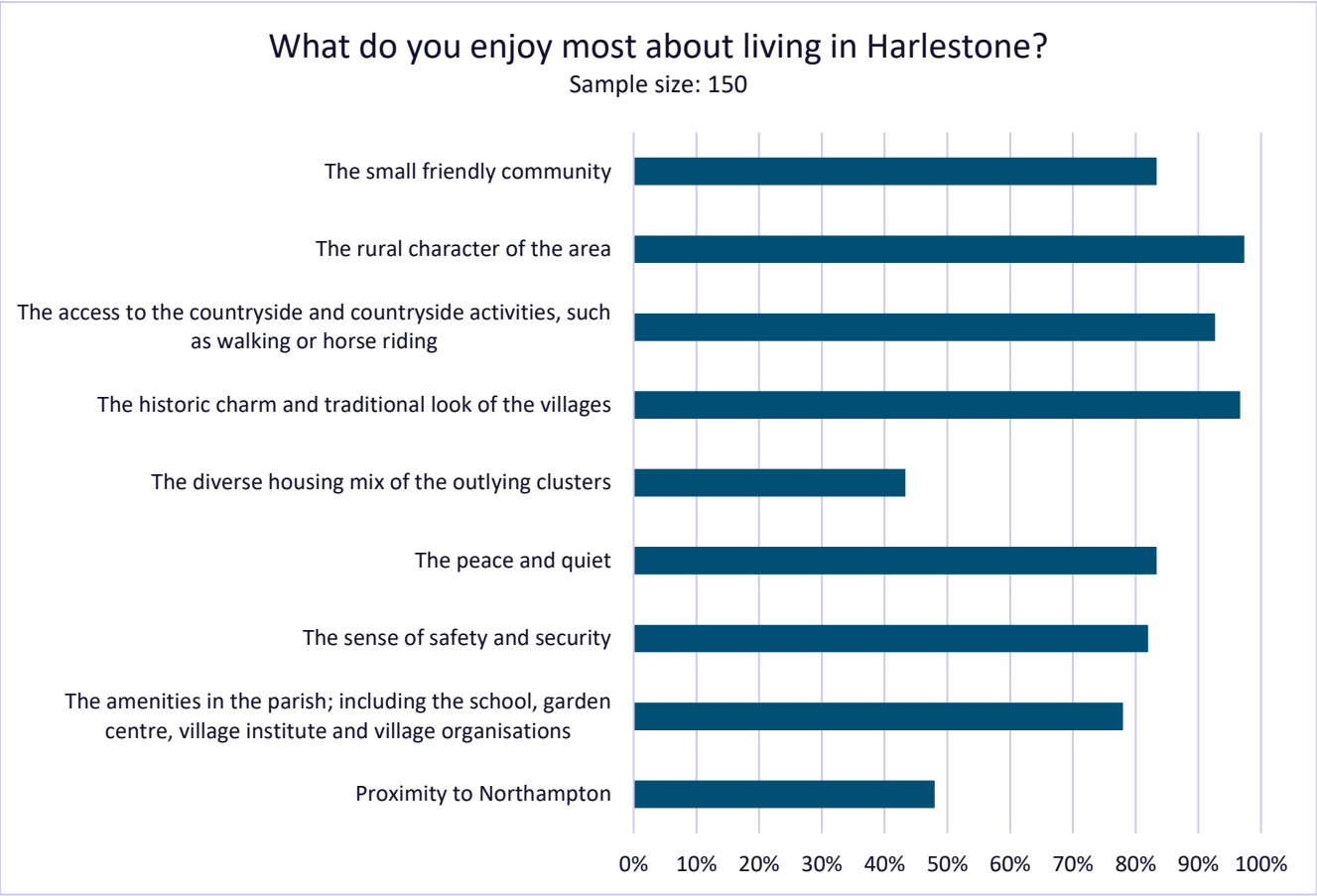
Respondents indicated that the two most important parking related issues are increasing or improving parking at Harlestone Firs (45% 'very important') and providing signage to discourage parking on the grass verges (51% 'very important'). There is also a fair amount of opposition to increasing or improving parking for visitors in the village (58% 'not important').

Respondents are generally supportive of various renewable energy projects in the parish but over 70% are opposed to wind or solar panel farms. Given that a large majority of surveyed residents want to protect the local views and open spaces, it appears they are opposed to these projects because of the potential impact on the local landscape.

Meanwhile, 77% of respondents do want to promote the use of renewable energy solutions on individual dwellings. The most popular added comment (7%) on renewable energy projects indicated that all domestic installations should be unobtrusive and sympathetic.

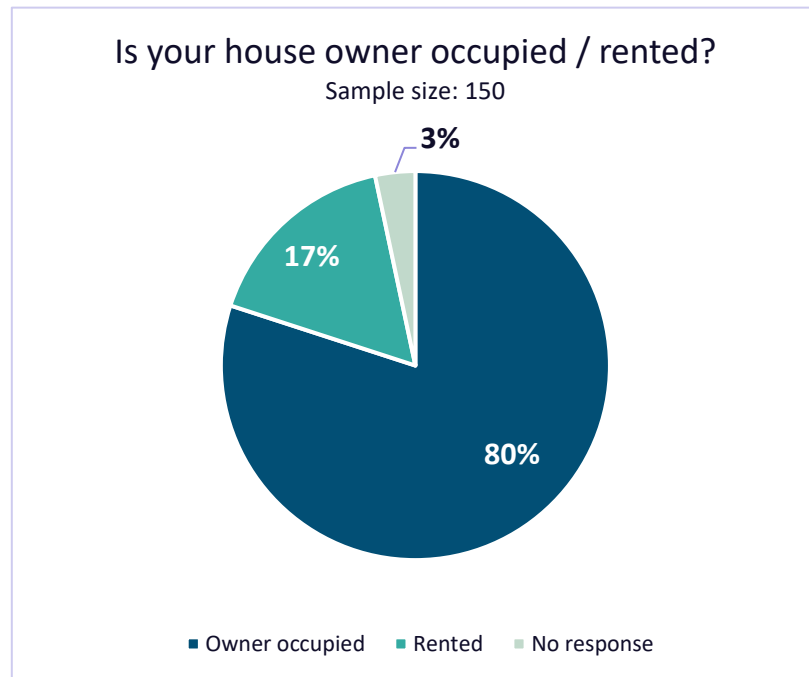


The features of Harlestone that respondents appreciate the most are the rural surroundings (97%) and historic character of the village (97%). The clear theme of the survey responses is that residents are opposed to any development that will change or diminish these features. This message is emphasised by the large majority of respondents, who say that it is ‘very important’ to protect the views into and from the village (92%) and protect the historic character of Harlestone village (93%).



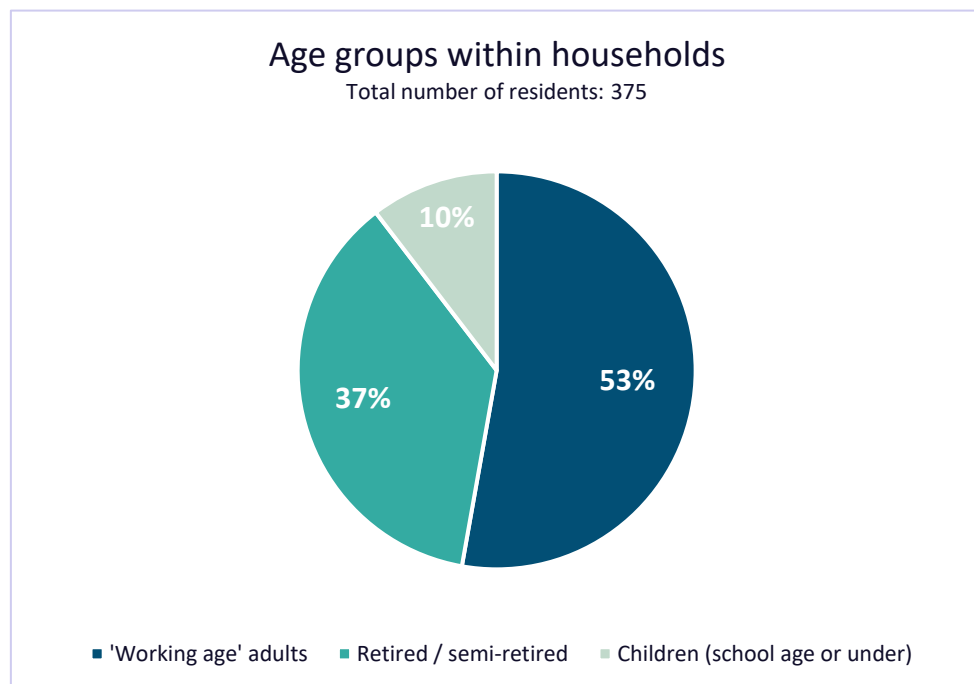
Full Survey Results

Household Demographics



4 out of 5 respondents (80%) live in households in Harlestone which are owner occupied.

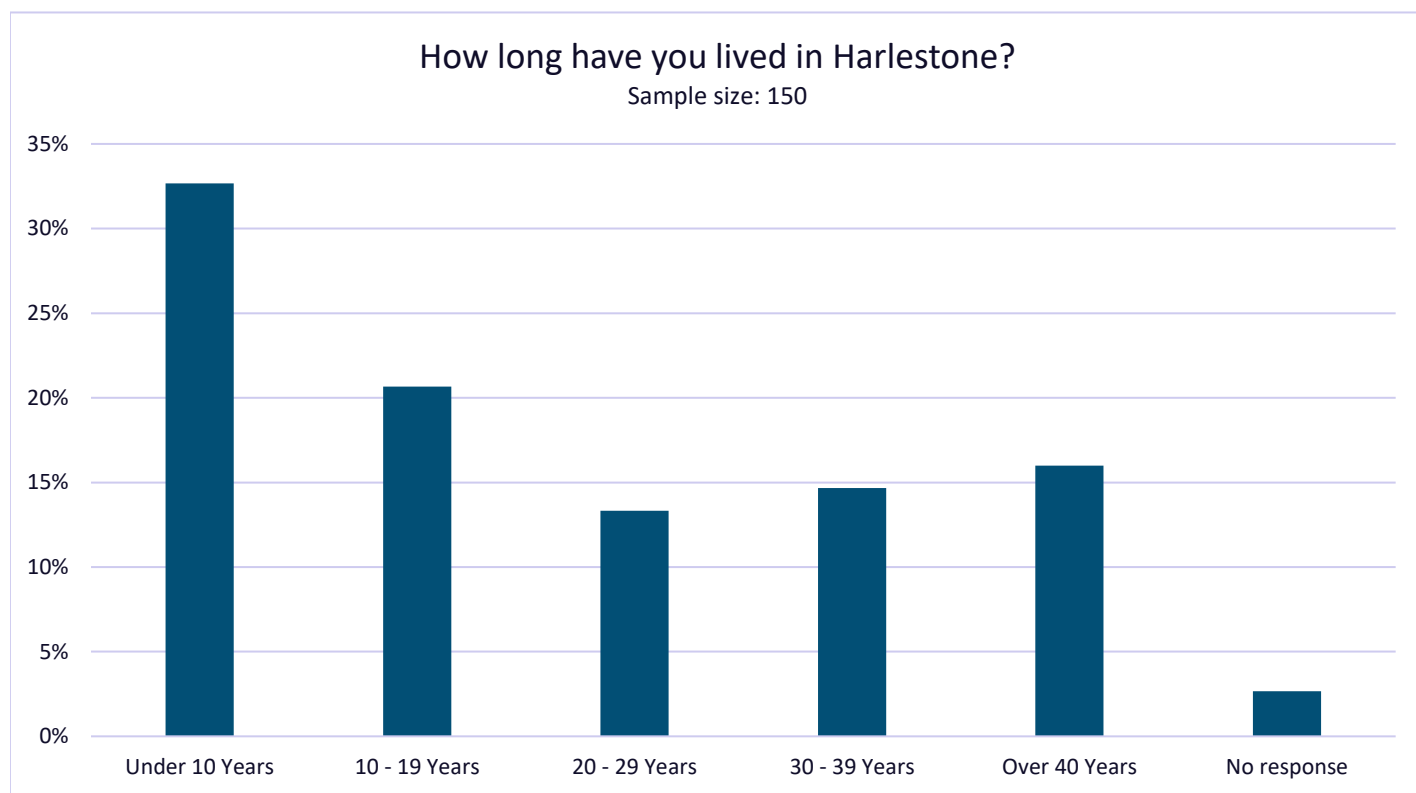
A relatively high proportion of respondents (37%) are retired or semi-retired, compared with the approximate overall UK retired population (18% aged 65+).



Please note: In this report, percentage figures are rounded to the nearest whole number, making some totals appear to differ from the true 100% total.

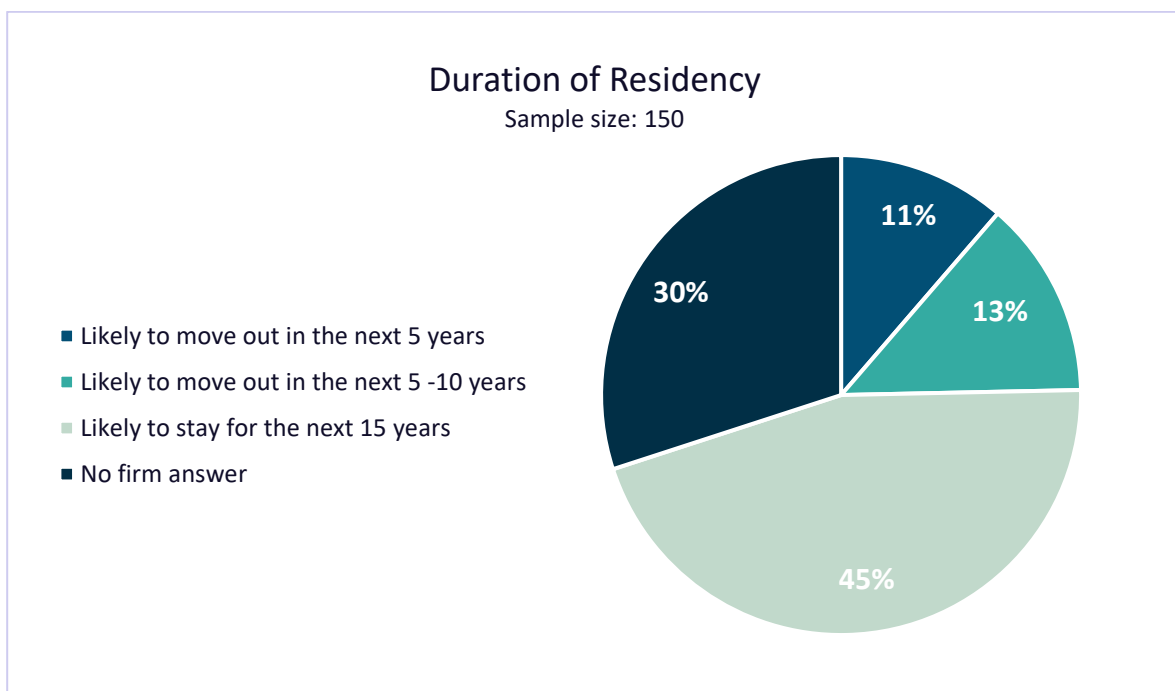
| 1. Is your house owner occupied / rented? | | |
|--|--------------|-------------|
| | Count | % |
| Owner occupied | 120 | 80% |
| Rented | 25 | 17% |
| No response | 5 | 3% |
| Grand Total | 150 | 100% |

| 2. Please tell us about the people that live in your house: | | |
|--|--------------|-------------|
| | Count | % |
| 'Working age' adults | 198 | 53% |
| Retired / semi-retired | 138 | 37% |
| Children (school age or under) | 39 | 10% |
| Total | 375 | 100% |



Two thirds of respondents have lived in the parish for at least 10 years and almost one third have lived there for over 30 years. Many respondents appear to be very satisfied living in Harlestone, given how long they stay in the parish.

| How long have you lived in Harlestone? | | |
|--|------------|-------------|
| | Count | % |
| Under 10 Years | 49 | 33% |
| 10 - 19 Years | 31 | 21% |
| 20 - 29 Years | 20 | 13% |
| 30 - 39 Years | 22 | 15% |
| Over 40 Years | 24 | 16% |
| No response | 4 | 3% |
| Total | 150 | 100% |



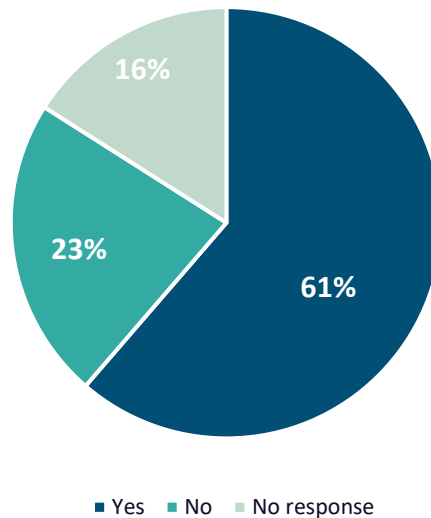
A sizeable proportion of respondents (45%) plan to stay in the village for the next 15 years. It is highly likely that this group have a keen interest in any future development plans.

| Duration of residency: | | | | |
|---|-----------|------------|-------------|-------------|
| | Yes | No | No response | Total |
| Are you likely to move out of Harlestone in the next 5 years? | 17 11% | 107 71% | 26 17% | 150 100% |
| Are you likely to move out of Harlestone in the next 5 -10 years? | 20 13% | 89 59% | 41 27% | 150 100% |
| Are you likely to stay in Harlestone for the next 15 years? | 68 45% | 33 22% | 49 33% | 150 100% |

| Duration of residency (selecting 'Yes' responses for each duration and putting remainder into 'No firm answer' category): | | |
|---|-------------|-------------|
| | Yes (Count) | Yes (%) |
| Likely to move out in the next 5 years | 17 | 11% |
| Likely to move out in the next 5 -10 years | 20 | 13% |
| Likely to stay for the next 15 years | 68 | 45% |
| No firm answer | 45 | 30% |
| Total | 150 | 100% |

Do you regard Harlestone as your 'life time' home?

Sample size: 150

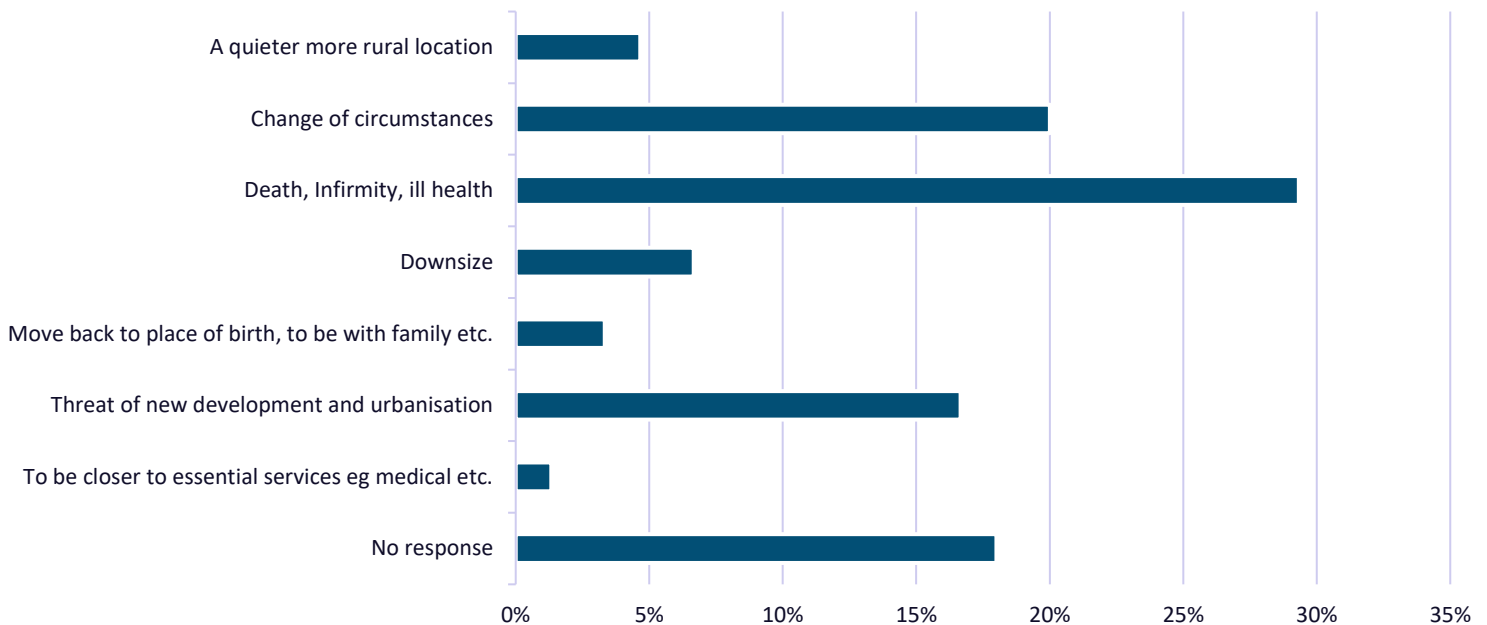


Over 60% of respondents regard Harlestone as their 'life time' home. This figure reinforces the impression that many locals are long term residents who plan to stay in the parish indefinitely.

| | Yes | No | No response | Total |
|--|-----|-----|-------------|-------|
| Do you regard Harlestone as your 'life time' home? | 92 | 34 | 24 | 150 |
| | 61% | 23% | 16% | 100% |

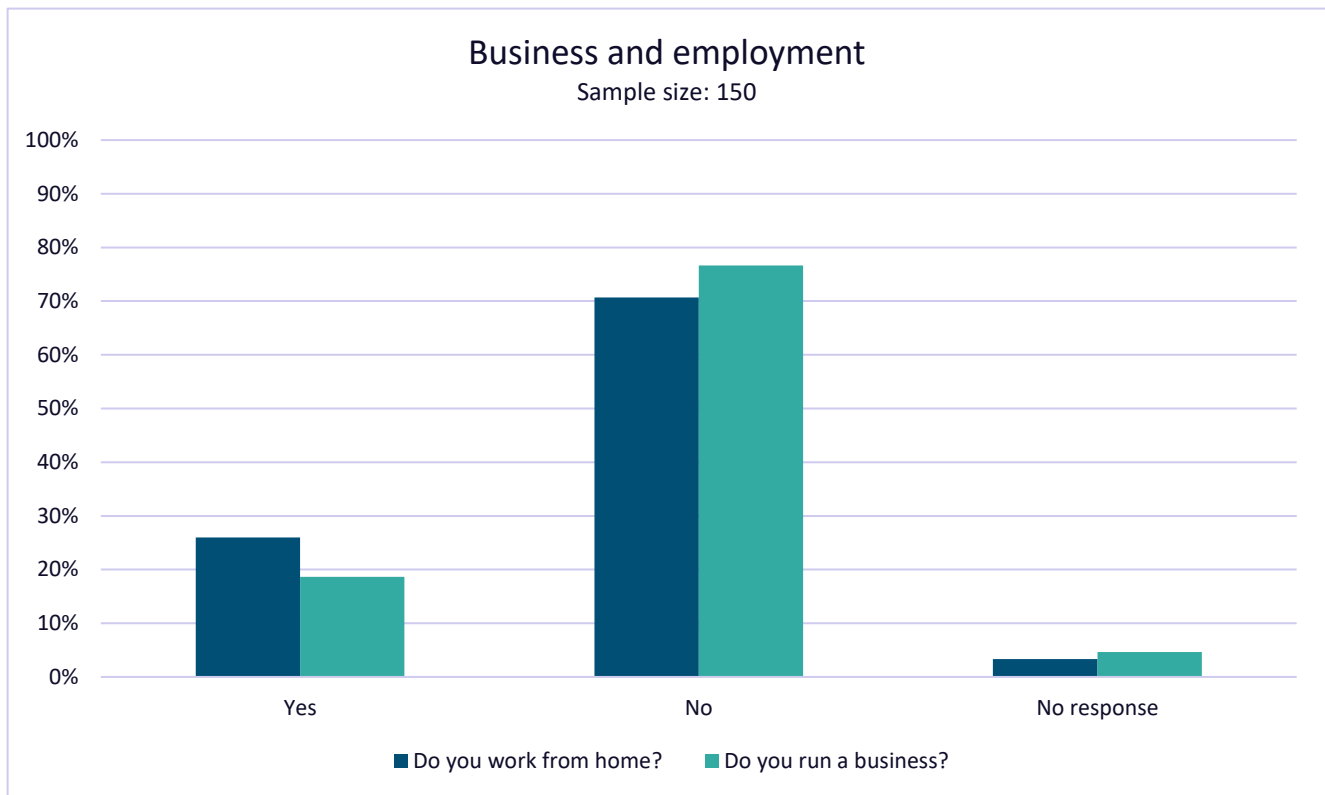
What would be the most likely reason you would move away from Harlestone?

Sample size: 150



The main reasons for potentially moving are changes in personal circumstances. A very small proportion of respondents (< 5%) say that they would move away for a quieter, more rural location. The threat of new development represents over 15% of responses.

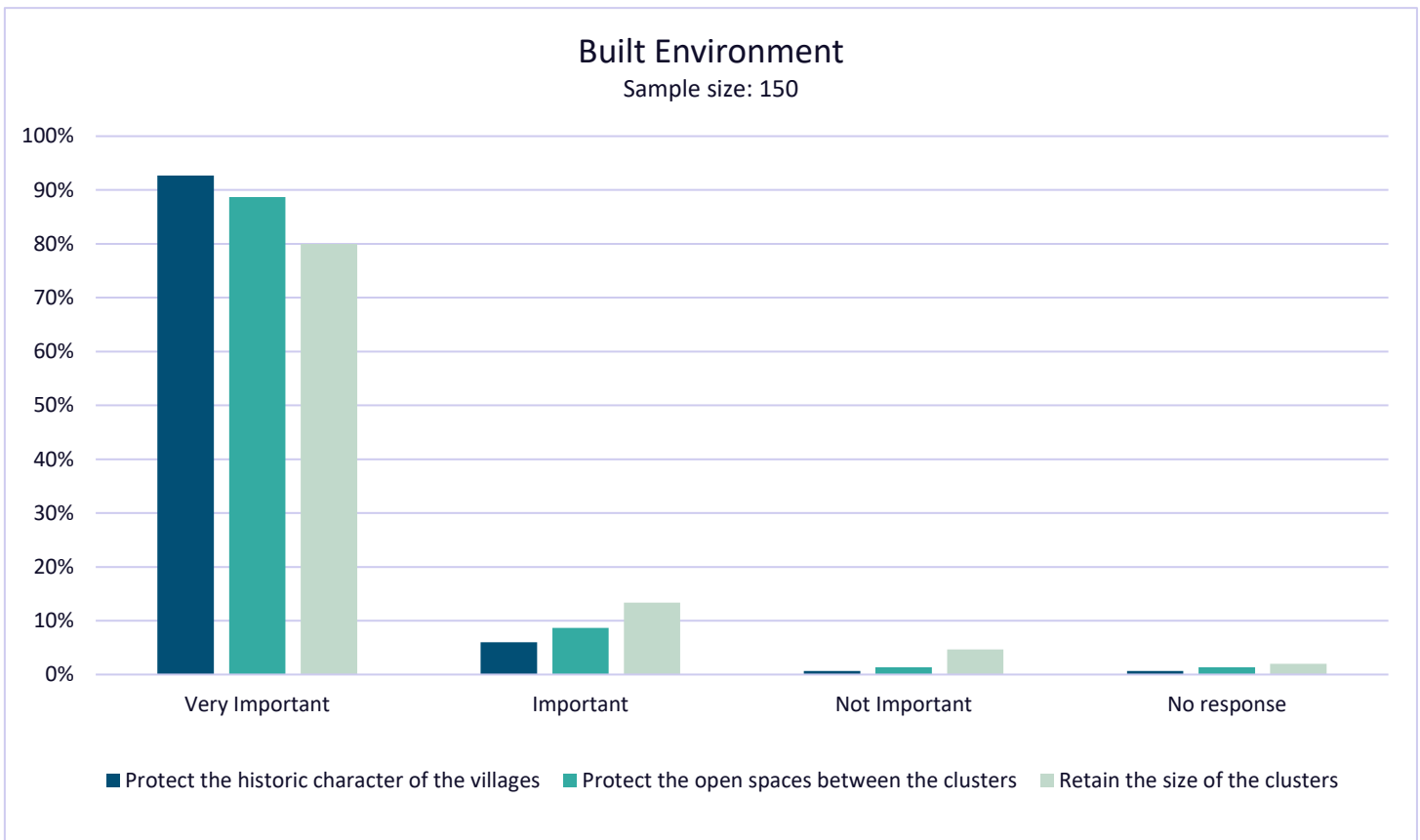
| What would be the most likely reason you would move away from Harlestone? | | |
|---|------------|-------------|
| | Count | % |
| A quieter more rural location | 7 | 5% |
| Change of circumstances | 30 | 20% |
| Death, Infirmary, ill health | 44 | 29% |
| Downsize | 10 | 7% |
| Move back to place of birth, to be with family etc. | 5 | 3% |
| Threat of new development and urbanisation | 25 | 17% |
| To be closer to essential services eg medical etc. | 2 | 1% |
| No response | 27 | 18% |
| Grand Total | 150 | 100% |



Over a quarter of respondents in the village work from home and almost 20% run a business. 14 respondents run a business in the parish, in the industries listed below.

| 4. With regards to business and employment in Harlestone: | | | | |
|---|-----------|-----|-------------|-------|
| | Yes | No | No response | Total |
| Do you work from home? | 39 | 106 | 5 | 150 |
| | 26% | 71% | 3% | 100% |
| Do you run a business? | 28 | 115 | 7 | 150 |
| | 19% | 77% | 5% | 100% |
| If you run a business in the parish, please provide details i.e. type of business | | | | |
| | Count | | | |
| Trade | 3 | | | |
| Service industry | 3 | | | |
| Farming | 2 | | | |
| Property | 2 | | | |
| Telecoms | 1 | | | |
| Retail | 1 | | | |
| Arts and Craft | 1 | | | |
| Medical | 1 | | | |
| Total | 14 | | | |

The Built Environment & Heritage Assets

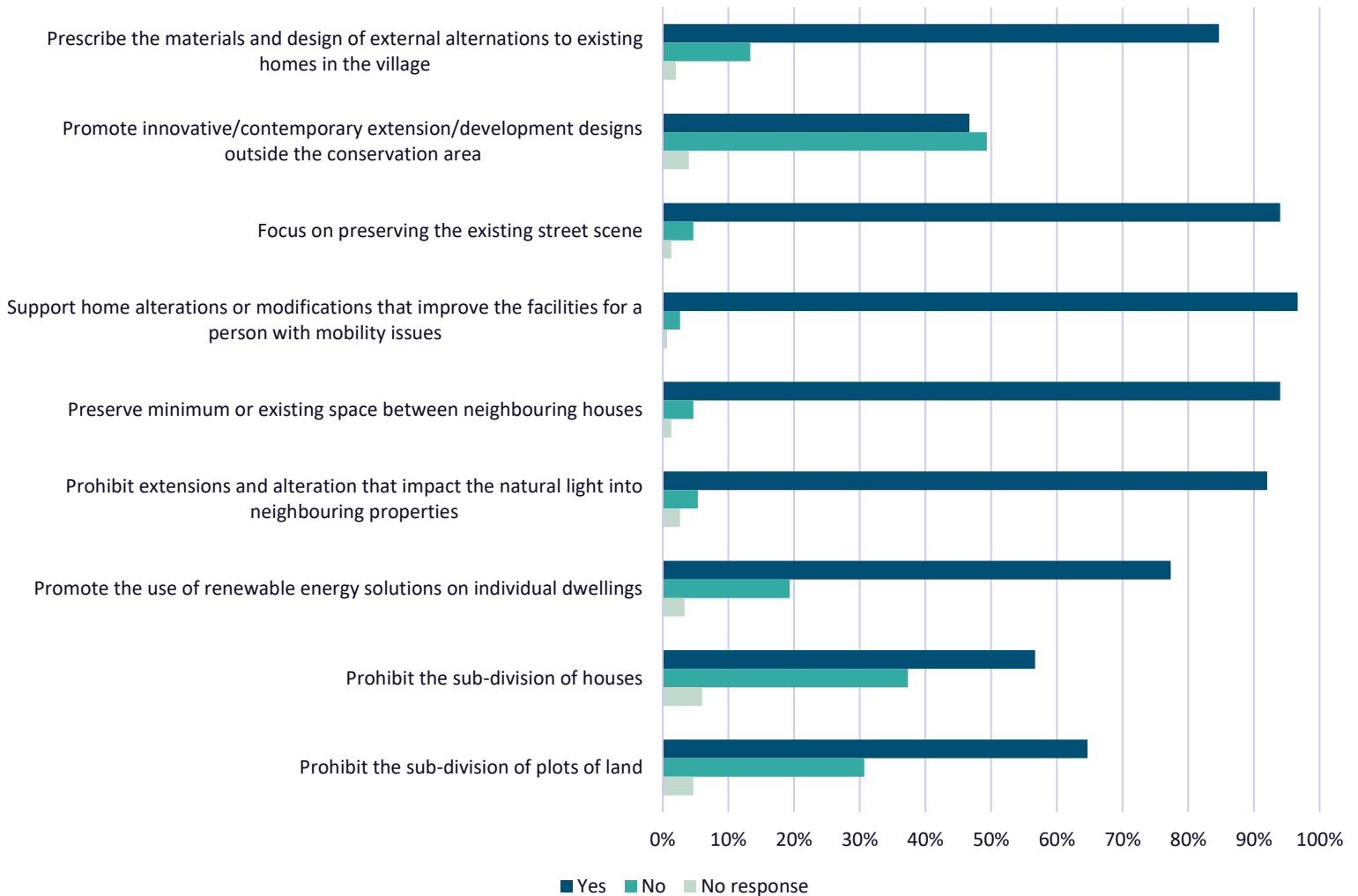


The vast majority of respondents think it is 'very important' to protect the historic character of the villages (93%), protect the open spaces between the clusters (89%) and retain the size of the clusters (80%).

| 5. How important is it to: | | | | | |
|--|----------------|-----------|---------------|-------------|-------------|
| | Very Important | Important | Not Important | No response | Total |
| Protect the historic character of the villages | 139 93% | 9 6% | 1 1% | 1 1% | 150 100% |
| Protect the open spaces between the clusters | 133 89% | 13 9% | 2 1% | 2 1% | 150 100% |
| Retain the size of the clusters | 120 80% | 20 13% | 7 5% | 3 2% | 150 100% |

Should the Neighbourhood Plan include policies which seek to:

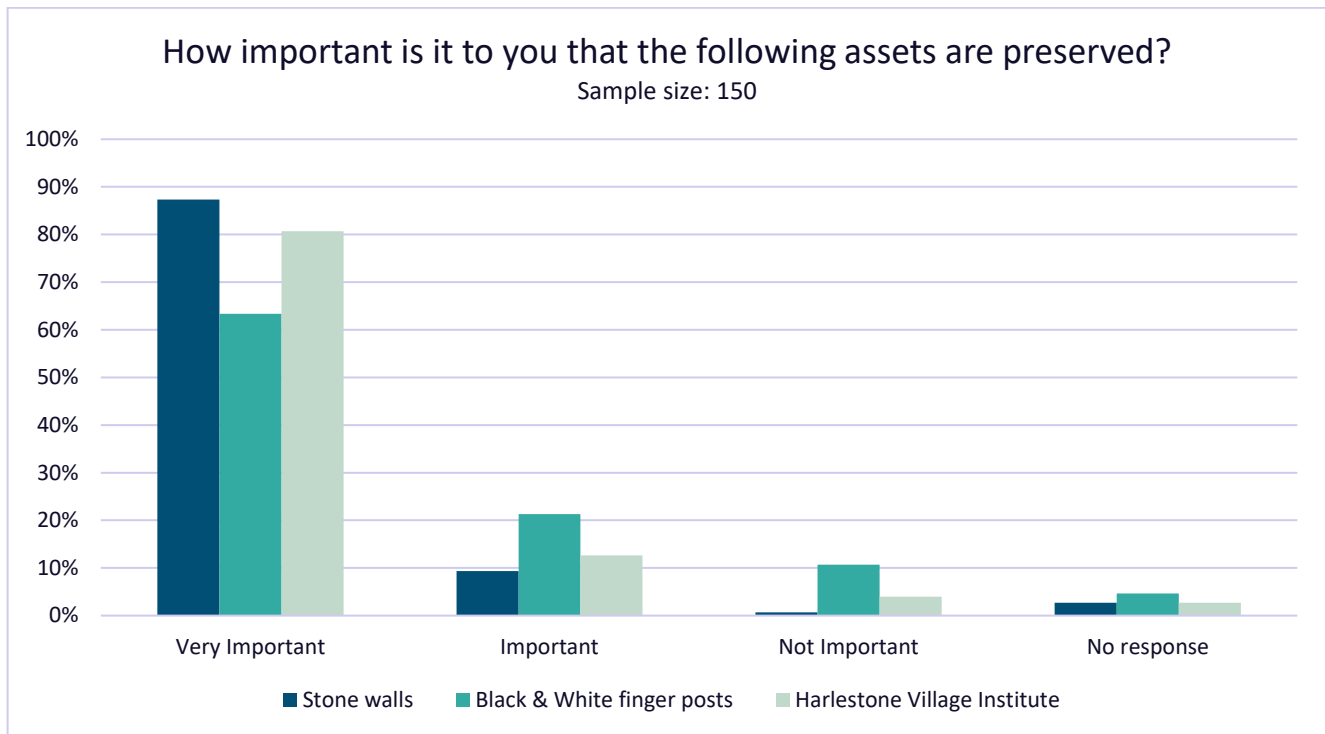
Sample size: 150



Policies which over 80% of respondents think should be included in the Neighbourhood plan are those which seek to:

- Prescribe the materials and design of external alterations to existing homes in the village (85%)
- Focus on preserving the existing street scene (94%)
- Support home alterations or modifications that improve the facilities for a person with mobility issues (97%)
- Preserve minimum or existing space between neighbouring houses (94%)
- Prohibit extensions and alteration that impact the natural light into neighbouring properties (92%)

| 6. Should the Neighbourhood Plan include policies which seek to: | | | | |
|---|------------|-----------|-------------|-------------|
| | Yes | No | No response | Total |
| Prescribe the materials and design of external alternations to existing homes in the village | 127 85% | 20 13% | 3 2% | 150 100% |
| Promote innovative/contemporary extension/development designs outside the conservation area | 70 47% | 74 49% | 6 4% | 150 100% |
| Focus on preserving the existing street scene | 141 94% | 7 5% | 2 1% | 150 100% |
| Support home alterations or modifications that improve the facilities for a person with mobility issues | 145 97% | 4 3% | 1 1% | 150 100% |
| Preserve minimum or existing space between neighbouring houses | 141 94% | 7 5% | 2 1% | 150 100% |
| Prohibit extensions and alteration that impact the natural light into neighbouring properties | 138 92% | 8 5% | 4 3% | 150 100% |
| Promote the use of renewable energy solutions on individual dwellings | 116 77% | 29 19% | 5 3% | 150 100% |
| Prohibit the sub-division of houses | 85 57% | 56 37% | 9 6% | 150 100% |
| Prohibit the sub-division of plots of land | 97 65% | 46 31% | 7 5% | 150 100% |

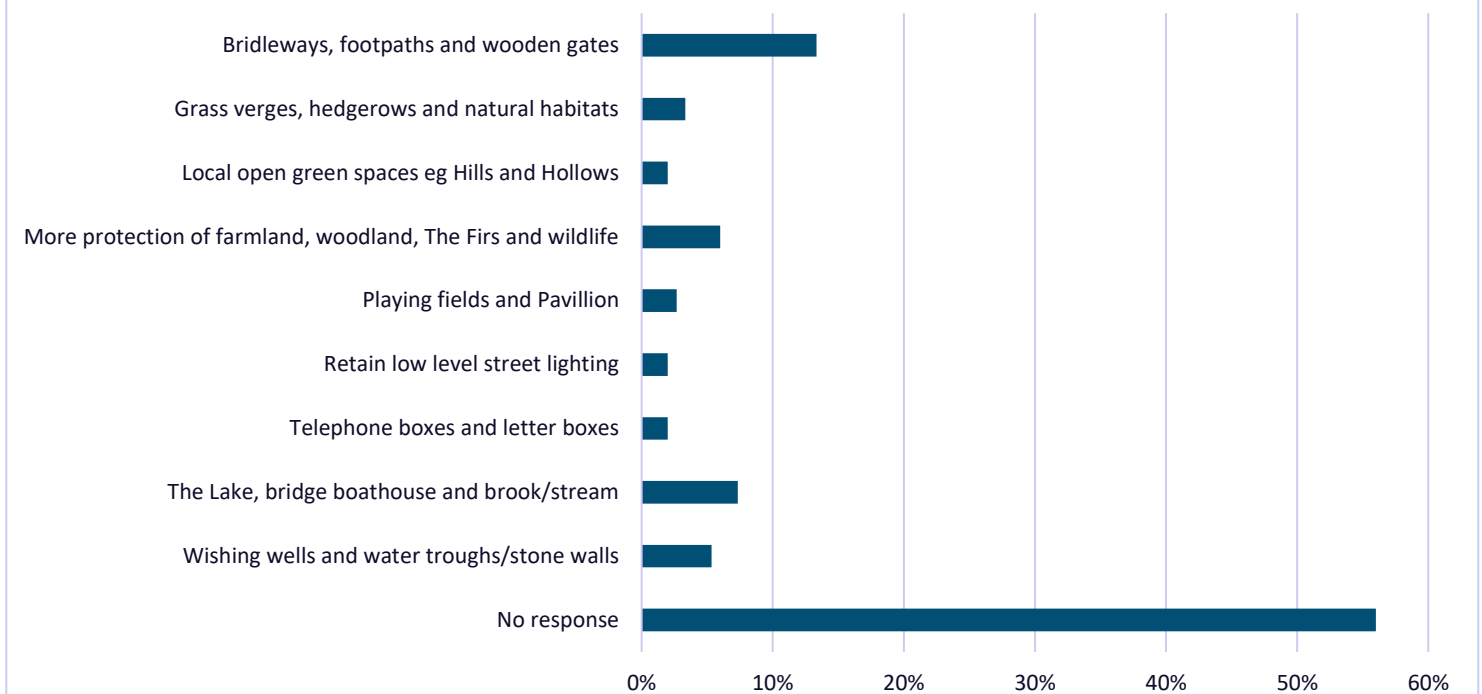


The vast majority of respondents say it is ‘very important’ to preserve the stone walls and Harlestone Village Institute. Around 60% think that preserving the black and white finger posts is ‘very important’.

| 7. How important is it to you that the following assets are preserved? | | | | | |
|---|-----------------------|------------------|----------------------|--------------------|--------------|
| | Very Important | Important | Not Important | No response | Total |
| Stone walls | 131 | 14 | 1 | 4 | 150 |
| | 87% | 9% | 1% | 3% | 100% |
| Black & White finger posts | 95 | 32 | 16 | 7 | 150 |
| | 63% | 21% | 11% | 5% | 100% |
| Harlestone Village Institute | 121 | 19 | 6 | 4 | 150 |
| | 81% | 13% | 4% | 3% | 100% |

Additional comments - assets or features you would like to see protected

Sample size: 150

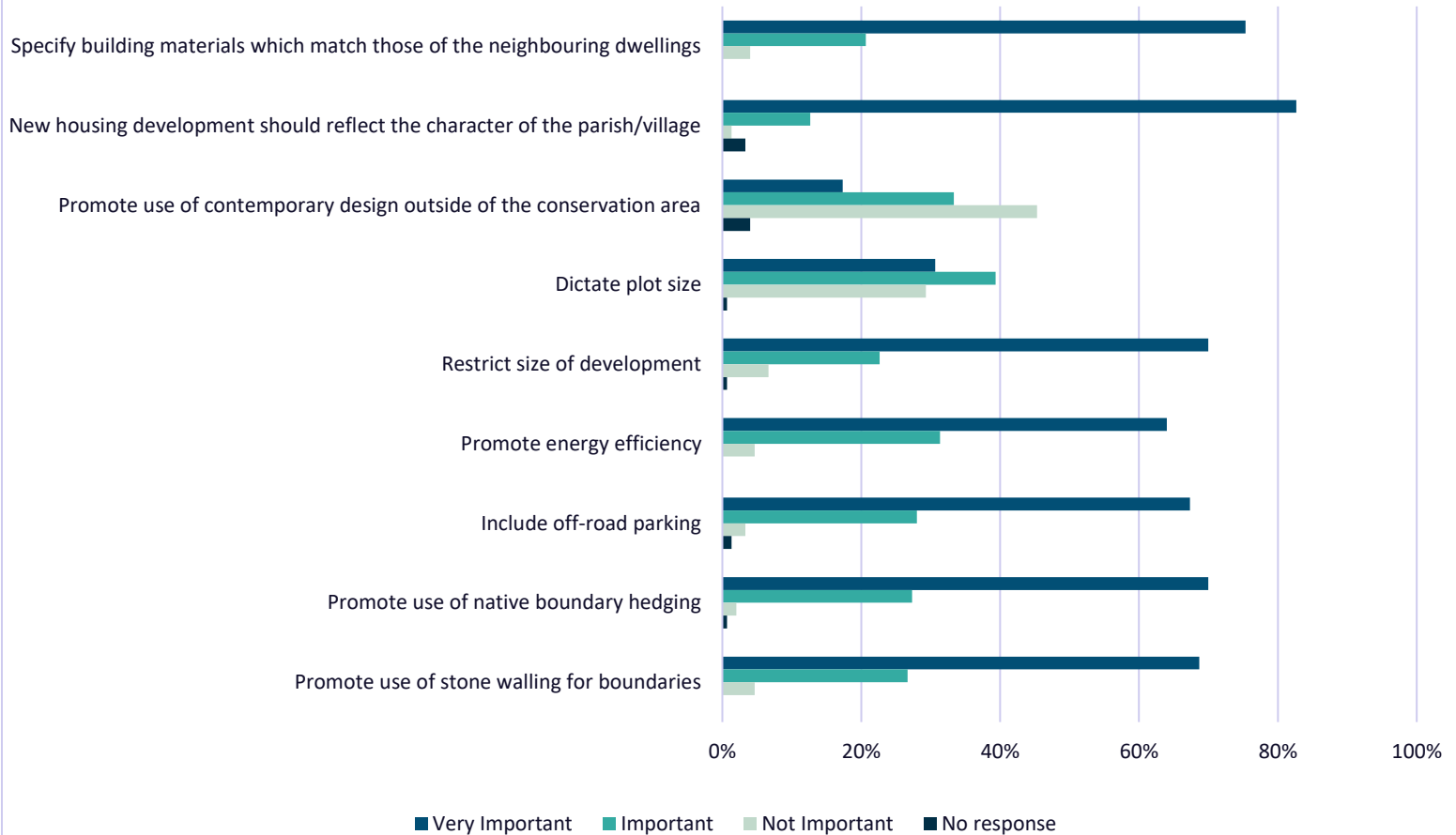


When asked to make additional suggestions, the assets or features that 13% of respondents said they would like to see protected were **bridleways, footpaths and wooden gates**.

| Please list any assets or features you would like to see protected | | |
|--|------------|-------------|
| | Count | % |
| Bridleways, footpaths and wooden gates | 20 | 13% |
| Grass verges, hedgerows and natural habitats | 5 | 3% |
| Local open green spaces e.g. Hills and Hollows | 3 | 2% |
| More protection of farmland, woodland, The Firs and wildlife | 9 | 6% |
| Playing fields and Pavilion | 4 | 3% |
| Retain low level street lighting | 3 | 2% |
| Telephone boxes and letter boxes | 3 | 2% |
| The Lake, bridge boathouse and brook/stream | 11 | 7% |
| Wishing wells and water troughs/stone walls | 8 | 5% |
| No response | 84 | 56% |
| Grand Total | 150 | 100% |

In assessing future planning applications what issues do you consider important to ensure the development contributes positively to the area?

Sample size: 150



Respondents show particularly strong support for the following issues relating to planning applications:

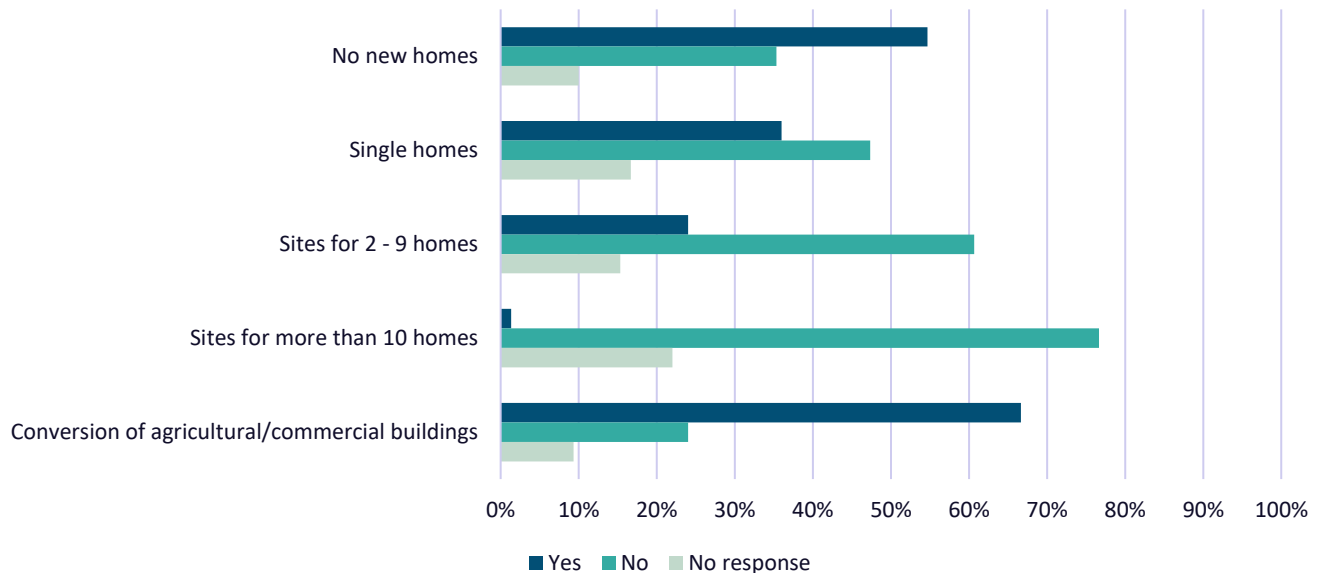
- Specifying building materials which match those of the neighbouring dwellings (75% 'very important')
- Ensuring any new housing development should reflect the character of the parish/village (83% 'very important')

| 9. In assessing future planning applications what issues do you consider important to ensure the development contributes positively to the area? | | | | | |
|---|-----------------------|------------------|----------------------|--------------------|--------------|
| | Very Important | Important | Not Important | No response | Total |
| Specify building materials which match those of the neighbouring dwellings | 113 75% | 31 21% | 6 4% | 0 0% | 150 100% |
| New housing development should reflect the character of the parish/village | 124 83% | 19 13% | 2 1% | 5 3% | 150 100% |
| Promote use of contemporary design outside of the conservation area | 26 17% | 50 33% | 68 45% | 6 4% | 150 100% |
| Dictate plot size | 46 31% | 59 39% | 44 29% | 1 1% | 150 100% |
| Restrict size of development | 105 70% | 34 23% | 10 7% | 1 1% | 150 100% |
| Promote energy efficiency | 96 64% | 47 31% | 7 5% | 0 0% | 150 100% |
| Include off-road parking | 101 67% | 42 28% | 5 3% | 2 1% | 150 100% |
| Promote use of native boundary hedging | 105 70% | 41 27% | 3 2% | 1 1% | 150 100% |
| Promote use of stone walling for boundaries | 103 69% | 40 27% | 7 5% | 0 0% | 150 100% |

Housing Needs & Development

Harlestone currently has 207 homes. What number of new homes do you consider appropriate for Harlestone?

Sample size: 150

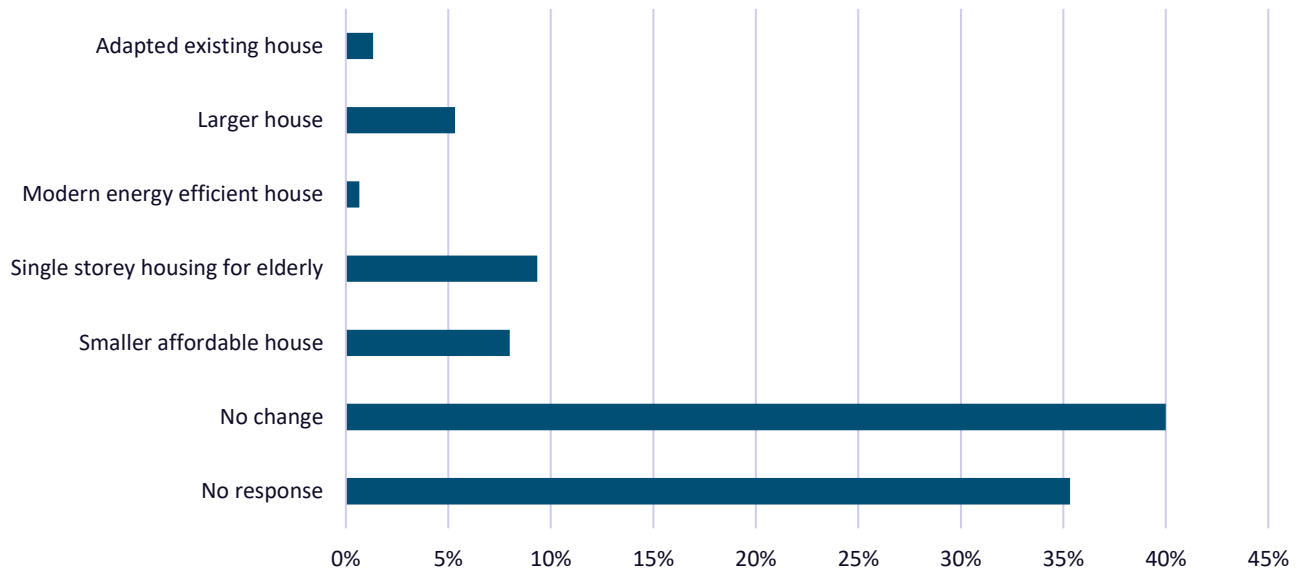


Respondents are largely opposed to new homes being built in Harlestone. 55% would like to see no new homes built. There is some support for building single homes (36%) or sites of 2-9 homes (24%). Almost no respondents are in favour of sites for more than 10 homes. Two thirds of respondents think that conversion of agricultural or commercial buildings in the village is appropriate.

| 10. Harlestone currently has 207 homes. What number of new homes do you consider appropriate for Harlestone? Please circle YES or NO | | | | |
|--|-----|-----|-------------|-------|
| | Yes | No | No response | Total |
| No new homes | 82 | 53 | 15 | 150 |
| | 55% | 35% | 10% | 100% |
| Single homes | 54 | 71 | 25 | 150 |
| | 36% | 47% | 17% | 100% |
| Sites for 2 - 9 homes | 36 | 91 | 23 | 150 |
| | 24% | 61% | 15% | 100% |
| Sites for more than 10 homes | 2 | 115 | 33 | 150 |
| | 1% | 77% | 22% | 100% |
| Conversion of agricultural/commercial buildings | 100 | 36 | 14 | 150 |
| | 67% | 24% | 9% | 100% |

What type of housing do you envisage you will need for yourself in the parish in the next 10 years?

Sample size: 150

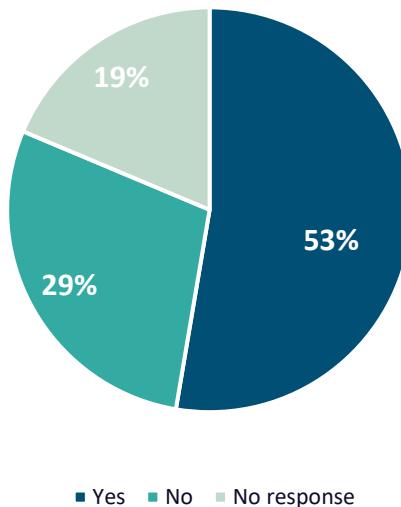


Around 25% of respondents predict that they will need a different form of housing in the parish in the next 10 years. The rest either expected to need no change in housing or they gave no response.

| 11. What type of housing do you envisage you will need for yourself in the parish in the next 10 years? | | |
|---|------------|-------------|
| | Count | % |
| Adapted existing house | 2 | 1% |
| Larger house | 8 | 5% |
| Modern energy efficient house | 1 | 1% |
| Single storey housing for elderly | 14 | 9% |
| Smaller affordable house | 12 | 8% |
| No change | 60 | 40% |
| No response | 53 | 35% |
| Total | 150 | 100% |

Could you modify or adapt your home to meet your future needs?

Sample size: 150

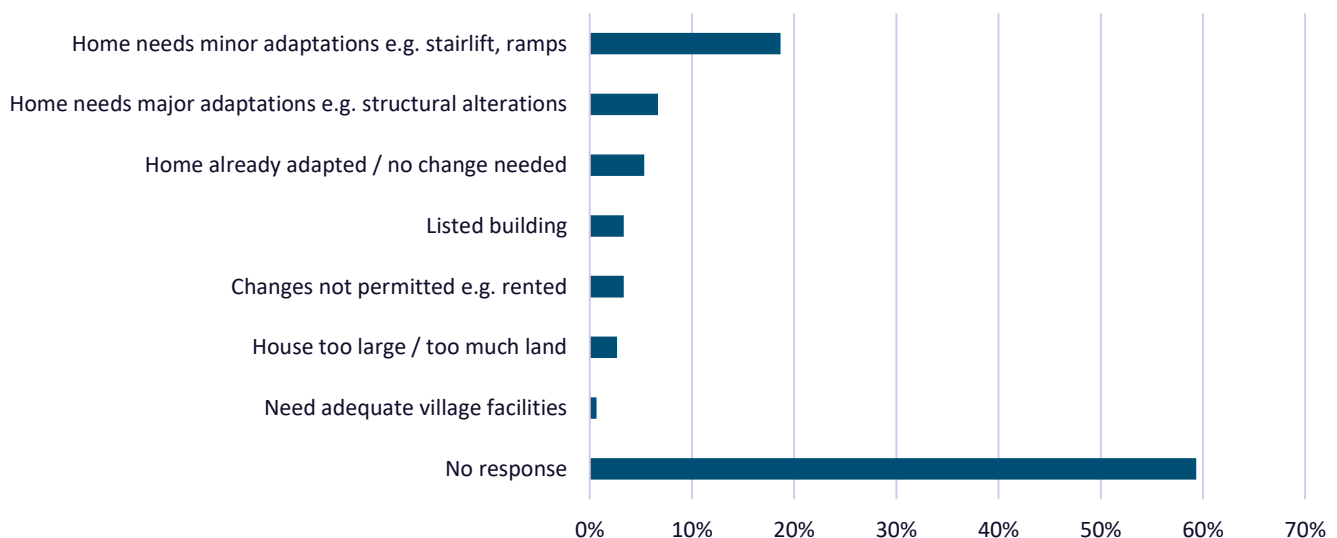


Over half of respondents could modify or adapt their home to meet their future needs whilst almost 30% did not believe it was possible. This suggests that most villagers feel they have housing which will enable them to remain living in Harlestone in the future. Some of the comments listed in the chart below show the main reasons why respondents could not modify or adapt their home to meet their future needs.

Could you modify or adapt your home to meet your future needs?

Please give details

Sample size: 150

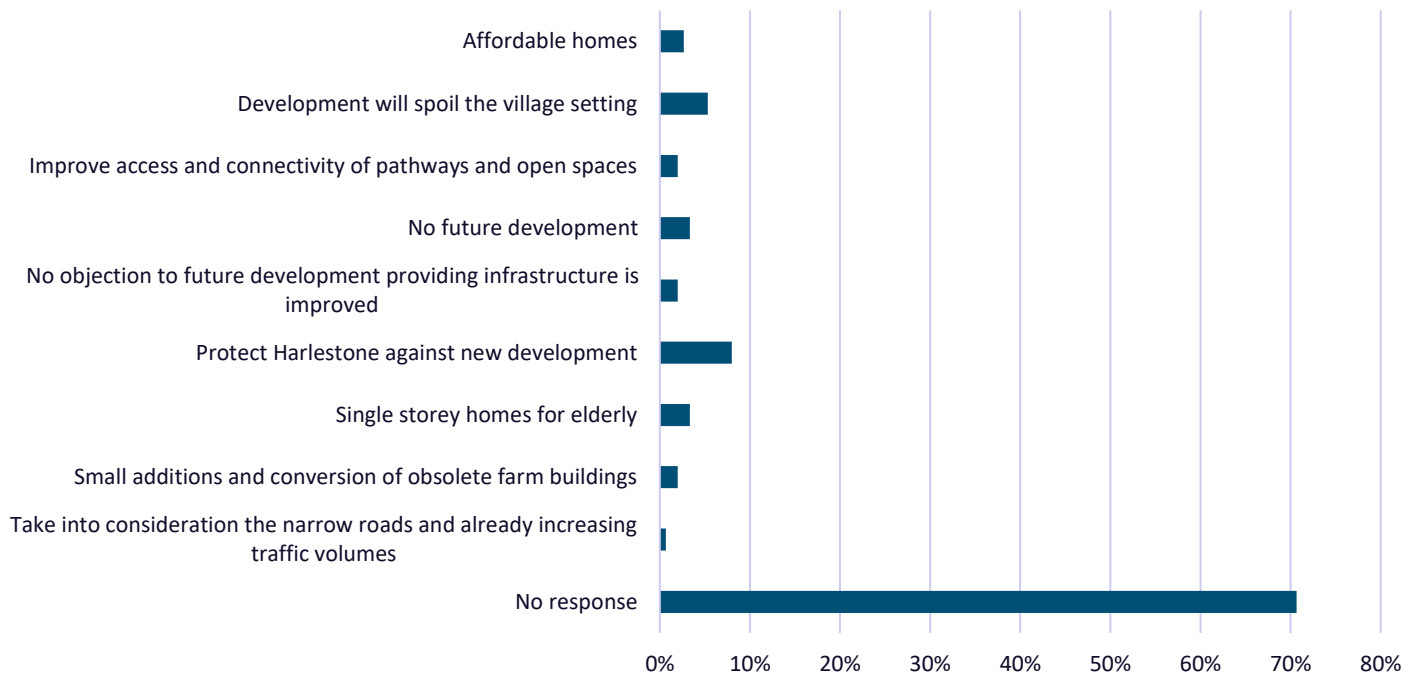


| | Yes | No | No response | Total |
|--|-----|-----|-------------|-------|
| 12. Could you modify or adapt your home to meet your future needs? | 79 | 43 | 28 | 150 |
| | 53% | 29% | 19% | 100% |

| 12. Could you modify or adapt your home to meet your future needs? Please give details | | |
|--|------------|-------------|
| | Count | % |
| Home needs minor adaptations e.g. stairlift, ramps | 28 | 19% |
| Home needs major adaptations e.g. structural alterations | 10 | 7% |
| Home already adapted / no change needed | 8 | 5% |
| Listed building | 5 | 3% |
| Changes not permitted e.g. rented | 5 | 3% |
| House too large / too much land | 4 | 3% |
| Need adequate village facilities | 1 | 1% |
| No response | 89 | 59% |
| Total | 150 | 100% |

Additional comments about future developments in Harlestone

Sample size: 150

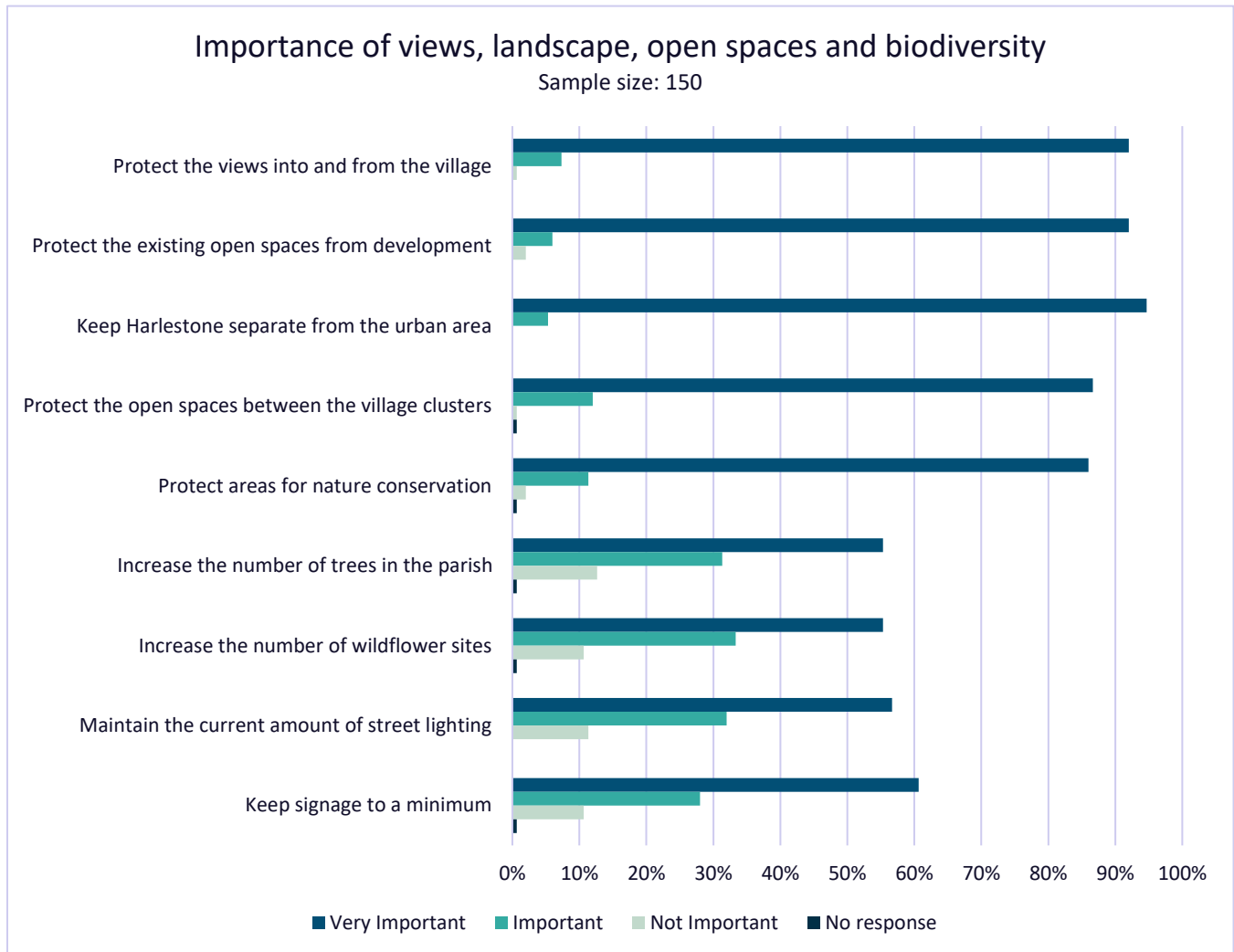


When providing additional comments, 8% of respondents indicated they want to see Harlestone protected against new development. 5% said that development will spoil the village setting.

13. If you have any additional comments to make about future developments in Harlestone, please use the space below.

| | Count | % |
|---|------------|-------------|
| Affordable homes | 4 | 3% |
| Development will spoil the village setting | 8 | 5% |
| Improve access and connectivity of pathways and open spaces | 3 | 2% |
| No future development | 5 | 3% |
| No objection to future development providing infrastructure is improved | 3 | 2% |
| Protect Harlestone against new development | 12 | 8% |
| Single storey homes for elderly | 5 | 3% |
| Small additions and conversion of obsolete farm buildings | 3 | 2% |
| Take into consideration the narrow roads and already increasing traffic volumes | 1 | 1% |
| No response | 106 | 71% |
| Total | 150 | 100% |

Views, Landscape, Open Spaces and Biodiversity



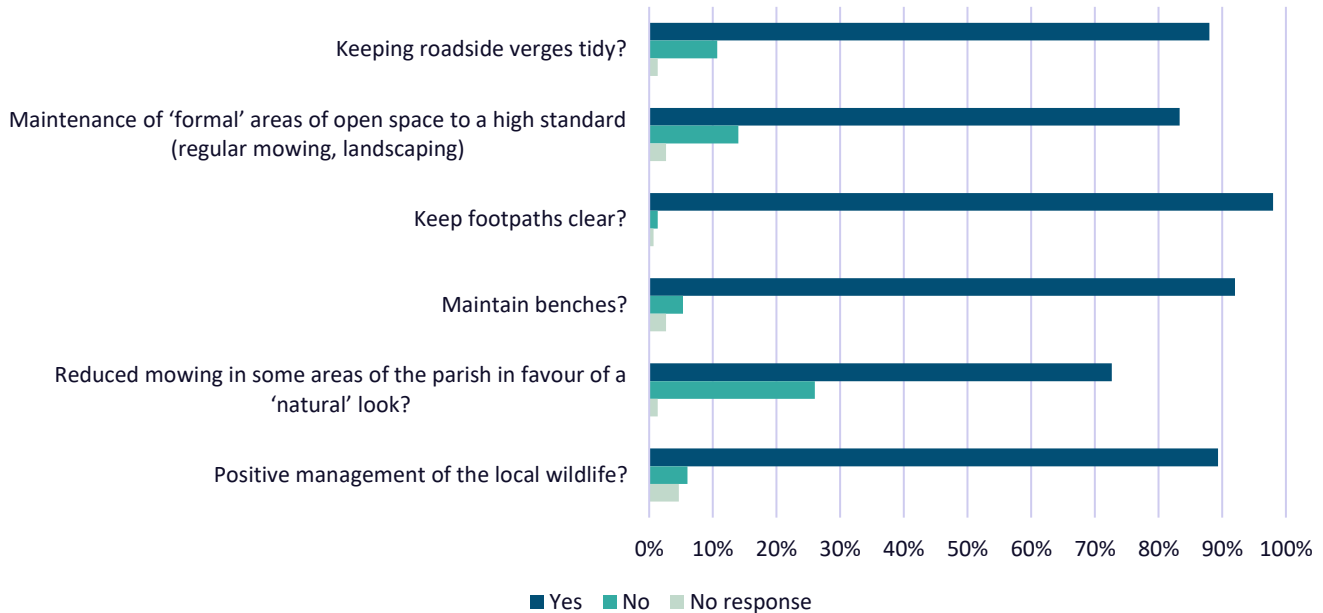
A large majority of respondents think that protecting local views (92%), open spaces (92% from development, 87% between the village clusters), areas for nature conservation (86%) and keeping the parish separate from the urban area (95%) is 'very important'.

The other suggestions provided were slightly less popular, with each seen as 'very important' by around 50-60% of respondents.

| 14. How important is it to: | | | | | |
|--|----------------|-----------|---------------|-------------|-------------|
| | Very Important | Important | Not Important | No response | Total |
| Protect the views into and from the village | 138 92% | 11 7% | 1 1% | 0 0% | 150 100% |
| Protect the existing open spaces from development | 138 92% | 9 6% | 3 2% | 0 0% | 150 100% |
| Keep Harlestone separate from the urban area | 142 95% | 8 5% | 0 0% | 0 0% | 150 100% |
| Protect the open spaces between the village clusters | 130 87% | 18 12% | 1 1% | 1 1% | 150 100% |
| Protect areas for nature conservation | 129 86% | 17 11% | 3 2% | 1 1% | 150 100% |
| Increase the number of trees in the parish | 83 55% | 47 31% | 19 13% | 1 1% | 150 100% |
| Increase the number of wildflower sites | 83 55% | 50 33% | 16 11% | 1 1% | 150 100% |
| Maintain the current amount of street lighting | 85 57% | 48 32% | 17 11% | 0 0% | 150 100% |
| Keep signage to a minimum | 91 61% | 42 28% | 16 11% | 1 1% | 150 100% |

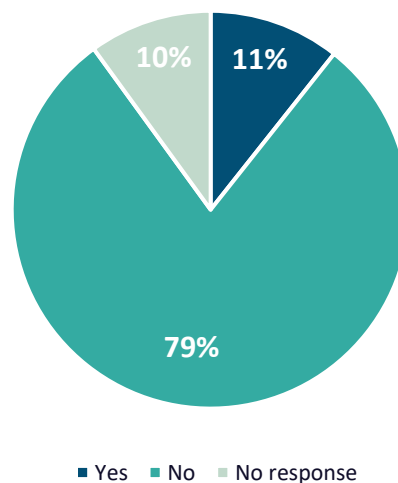
In regard to Harlestone's distinctive landscape, what additional features would you like to see?

Sample size: 150



All of the suggested additional features, which are mostly aimed at maintaining Harlestone's current landscape, have a high level of approval amongst respondents (70%+).

Are there any open spaces or green sites in the parish where you would support development?



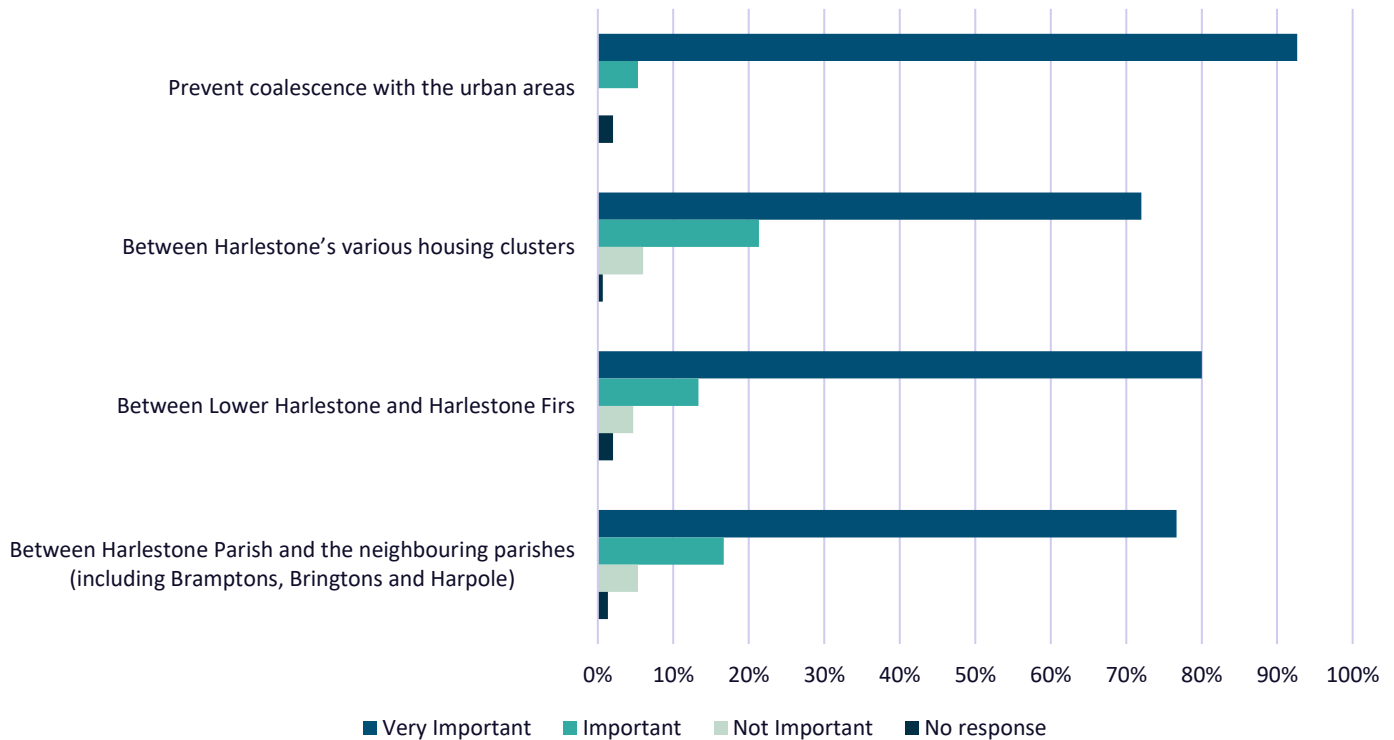
Almost 80% of respondents would not support development in any open spaces or green sites in Harlestone parish.

| 15. In regard to Harlestone's distinctive landscape, what additional features would you like to see? | | | | |
|--|-----|-----|-------------|-------|
| | Yes | No | No response | Total |
| Keeping roadside verges tidy? | 132 | 16 | 2 | 150 |
| | 88% | 11% | 1% | 100% |
| Maintenance of 'formal' areas of open space to a high standard (regular mowing, landscaping) | 125 | 21 | 4 | 150 |
| | 83% | 14% | 3% | 100% |
| Keep footpaths clear? | 147 | 2 | 1 | 150 |
| | 98% | 1% | 1% | 100% |
| Maintain benches? | 138 | 8 | 4 | 150 |
| | 92% | 5% | 3% | 100% |
| Reduced mowing in some areas of the parish in favour of a 'natural' look? | 109 | 39 | 2 | 150 |
| | 73% | 26% | 1% | 100% |
| Positive management of the local wildlife? | 134 | 9 | 7 | 150 |
| | 89% | 6% | 5% | 100% |

| | Yes | No | No response | Total |
|---|-----|-----|-------------|-------|
| 16. Are there any open spaces or green sites in the parish where you would support development? | 16 | 119 | 15 | 150 |
| | 11% | 79% | 10% | 100% |

How important is it to ensure the separation of Harlestone from its immediate surroundings?

Sample size: 150



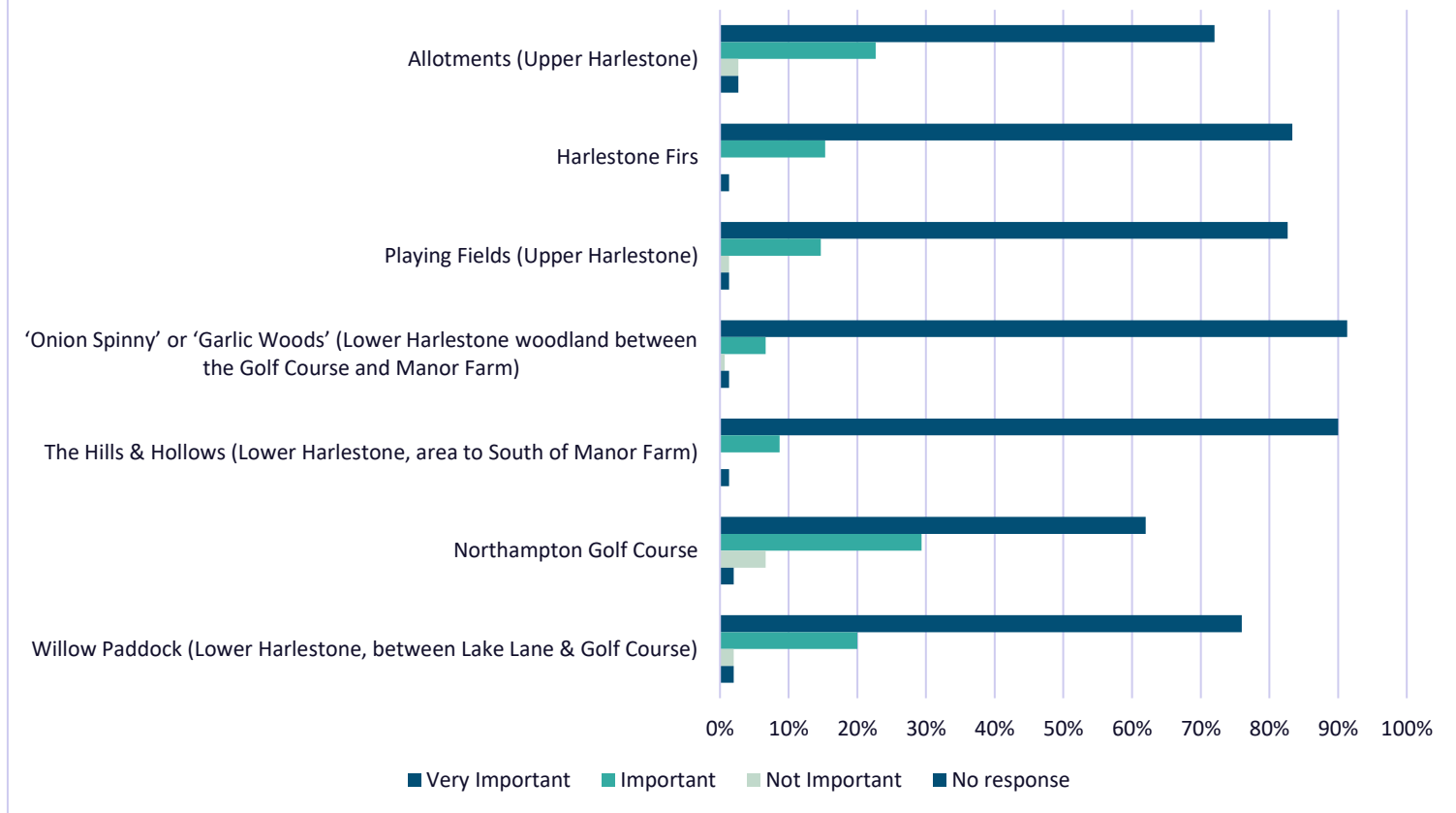
93% of respondents consider it 'very important' to prevent coalescence of Harlestone with the urban areas. A smaller, but still high, proportion of respondents consider separation from the other surroundings listed 'very important'.

17. How important is it to ensure the separation of Harlestone from its immediate surroundings?

| | Very Important | Important | Not Important | No response | Total |
|--|----------------|-----------|---------------|-------------|-------|
| Prevent coalescence with the urban areas | 139 | 8 | 0 | 3 | 150 |
| | 93% | 5% | 0% | 2% | 100% |
| Between Harlestone's various housing clusters | 108 | 32 | 9 | 1 | 150 |
| | 72% | 21% | 6% | 1% | 100% |
| Between Lower Harlestone and Harlestone Firs | 120 | 20 | 7 | 3 | 150 |
| | 80% | 13% | 5% | 2% | 100% |
| Between Harlestone Parish and the neighbouring parishes (including Bramptons, Bringtons and Harpole) | 115 | 25 | 8 | 2 | 150 |
| | 77% | 17% | 5% | 1% | 100% |

How important is it to formally protect the following areas of local green space?

Sample size: 150

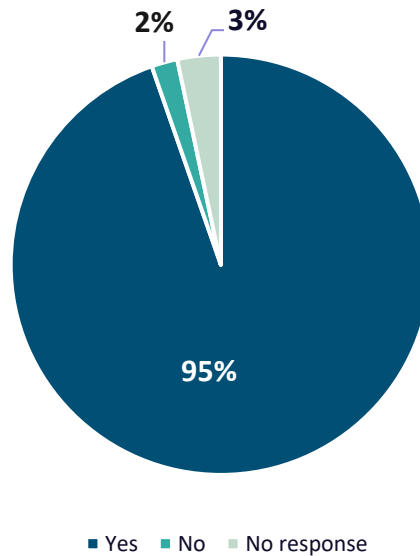


Over 70% of respondents consider it 'very important' to protect each area of local green space listed, except for Northampton Golf Course (62%).

| 18. How important is it to formally protect areas of local green space including (this list is not exhaustive): | | | | | |
|--|-----------------------|------------------|----------------------|--------------------|--------------|
| | Very Important | Important | Not Important | No response | Total |
| Allotments (Upper Harlestone) | 108 | 34 | 4 | 4 | 150 |
| | 72% | 23% | 3% | 3% | 100% |
| Harlestone Firs | 125 | 23 | 0 | 2 | 150 |
| | 83% | 15% | 0% | 1% | 100% |
| Playing Fields (Upper Harlestone) | 124 | 22 | 2 | 2 | 150 |
| | 83% | 15% | 1% | 1% | 100% |
| 'Onion Spinny' or 'Garlic Woods' (Lower Harlestone woodland between the Golf Course and Manor Farm) | 137 | 10 | 1 | 2 | 150 |
| | 91% | 7% | 1% | 1% | 100% |
| The Hills & Hollows (Lower Harlestone, area to South of Manor Farm) | 135 | 13 | 0 | 2 | 150 |
| | 90% | 9% | 0% | 1% | 100% |
| Northampton Golf Course | 93 | 44 | 10 | 3 | 150 |
| | 62% | 29% | 7% | 2% | 100% |
| Willow Paddock (Lower Harlestone, between Lake Lane & Golf Course) | 114 | 30 | 3 | 3 | 150 |
| | 76% | 20% | 2% | 2% | 100% |

Would you welcome a Neighbourhood Plan policy that seeks to designate and protect areas of local green space?

Sample size: 150

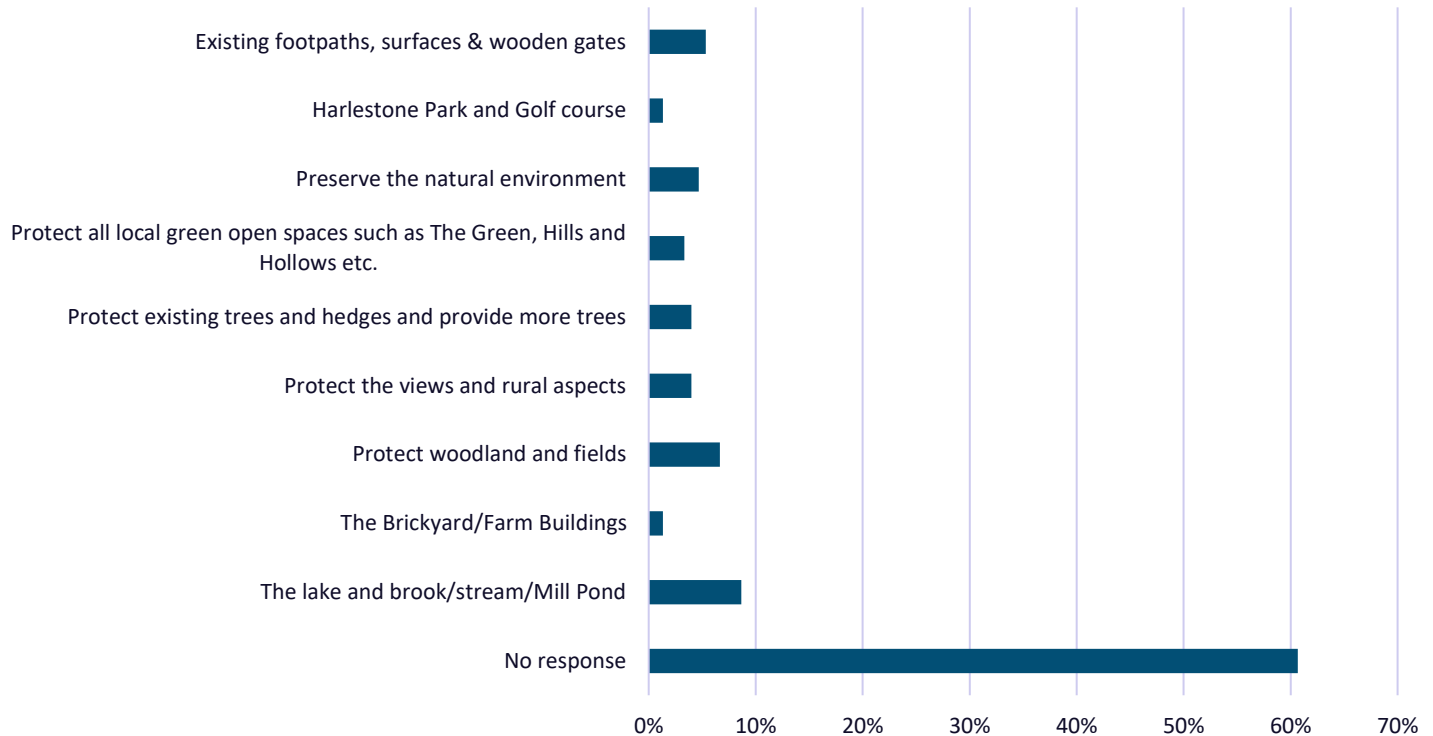


Almost all respondents (95%) would welcome a Neighbourhood Plan policy that seeks to designate and protect areas of local green space.

| | Yes | No | No response | Total |
|---|-----|----|-------------|-------|
| 19. Would you welcome a Neighbourhood Plan policy that seeks to designate and protect areas of local green space? | 142 | 3 | 5 | 150 |
| | 95% | 2% | 3% | 100% |

In regard to Harlestone's distinctive landscape, what additional features would you like to see protected?

Sample size: 150



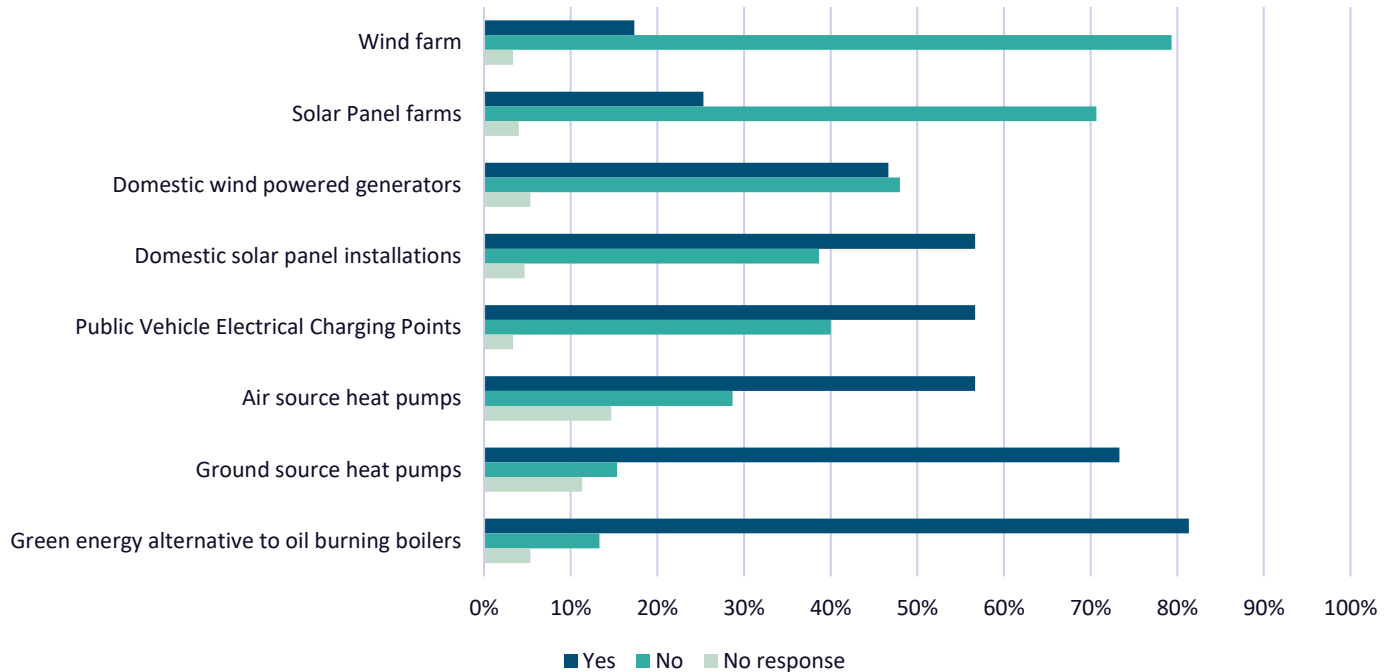
39% of surveyed residents suggested additional landscape features they would like to see protected. Most features had broadly equal support - no feature was singled out for protection by many respondents.

| 20. In regard to Harlestone's distinctive landscape, what additional features would you like to see protected? | | |
|--|------------|-------------|
| | Count | % |
| Existing footpaths, surfaces & wooden gates | 8 | 5% |
| Harlestone Park and Golf course | 2 | 1% |
| Preserve the natural environment | 7 | 5% |
| Protect all local green open spaces such as The Green, Hills and Hollows etc. | 5 | 3% |
| Protect existing trees and hedges and provide more trees | 6 | 4% |
| Protect the views and rural aspects | 6 | 4% |
| Protect woodland and fields | 10 | 7% |
| The Brickyard/Farm Buildings | 2 | 1% |
| The lake and brook/stream/Mill Pond | 13 | 9% |
| No response | 91 | 61% |
| Total | 150 | 100% |

Renewable Energy

Would you support the following renewable energy projects in the parish?

Sample size: 150



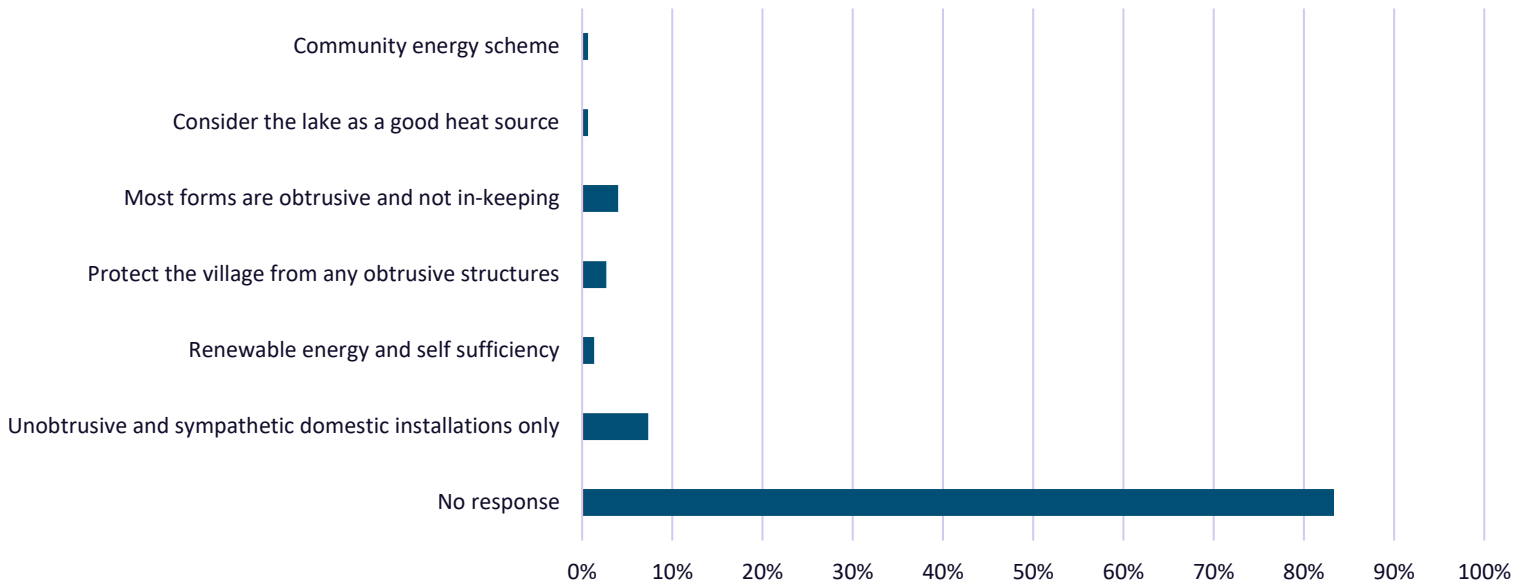
Wind and solar panel farms are much less popular than other renewable energy projects among respondents. This is most likely because they could have a negative impact on local landscape and views.

Over 70% of respondents are opposed to both wind and solar panel farms in the parish. All other renewable energy projects have more than 55% support except for domestic wind powered generators, which divide local opinion.

| 21. Would you support the following renewable energy projects in the parish (Please circle Yes or NO) | | | | |
|--|------------|------------|--------------------|--------------|
| | Yes | No | No response | Total |
| Wind farm | 26 17% | 119 79% | 5 3% | 150 100% |
| Solar Panel farms | 38 25% | 106 71% | 6 4% | 150 100% |
| Domestic wind powered generators | 70 47% | 72 48% | 8 5% | 150 100% |
| Domestic solar panel installations | 85 57% | 58 39% | 7 5% | 150 100% |
| Public Vehicle Electrical Charging Points | 85 57% | 60 40% | 5 3% | 150 100% |
| Air source heat pumps | 85 57% | 43 29% | 22 15% | 150 100% |
| Ground source heat pumps | 110 73% | 23 15% | 17 11% | 150 100% |
| Green energy alternative to oil burning boilers | 122 81% | 20 13% | 8 5% | 150 100% |

Comments on Renewable Energy Projects

Sample size: 150



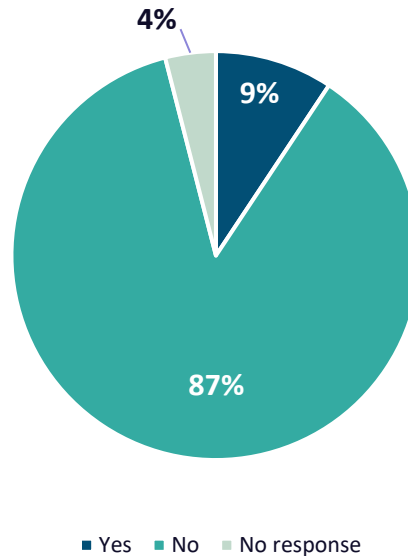
The most popular type of comment on renewable energy projects indicated that all domestic installations should be **unobtrusive and sympathetic** (7%).

| 22. If you have any comments to make about renewable energy projects in the area, please use the space below. | | |
|---|------------|-------------|
| | Count | % |
| Community energy scheme | 1 | 1% |
| Consider the lake as a good heat source | 1 | 1% |
| Most forms are obtrusive and not in-keeping | 6 | 4% |
| Protect the village from any obtrusive structures | 4 | 3% |
| Renewable energy and self sufficiency | 2 | 1% |
| Unobtrusive and sympathetic domestic installations only | 11 | 7% |
| No response | 125 | 83% |
| Total | 150 | 100% |

Visitor Management

Would you like Harlestone Parish Council to do more to encourage tourism in the parish (i.e. the village or Harlestone Firs)?

Sample size: 150

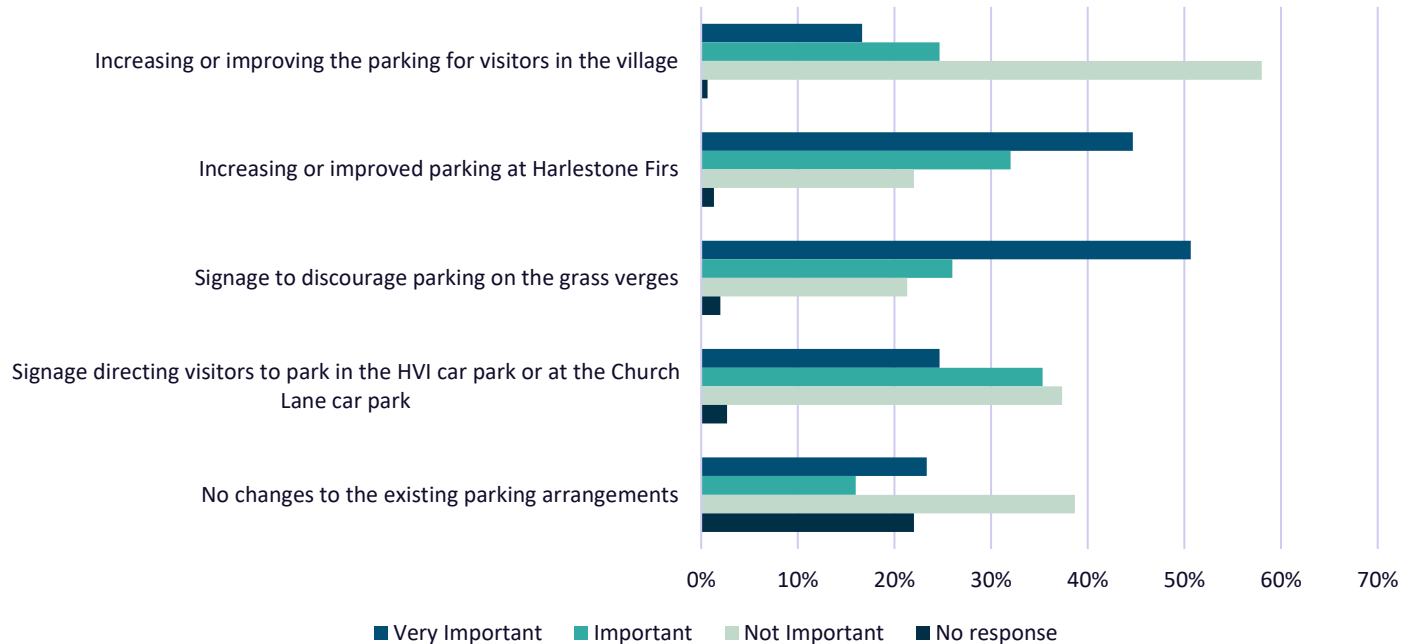


A significant majority of respondents (87%) are opposed to Harlestone Parish Council doing more to encourage tourism in the parish.

| | Yes | No | No response | Total |
|--|-----|-----|-------------|-------|
| 23. Would you like Harlestone Parish Council to do more to encourage tourism in the parish (i.e. the village or Harlestone Firs) | 14 | 130 | 6 | 150 |
| | 9% | 87% | 4% | 100% |

How important is it that the Neighbourhood Plan addresses the following parking related issues?

Sample size: 150



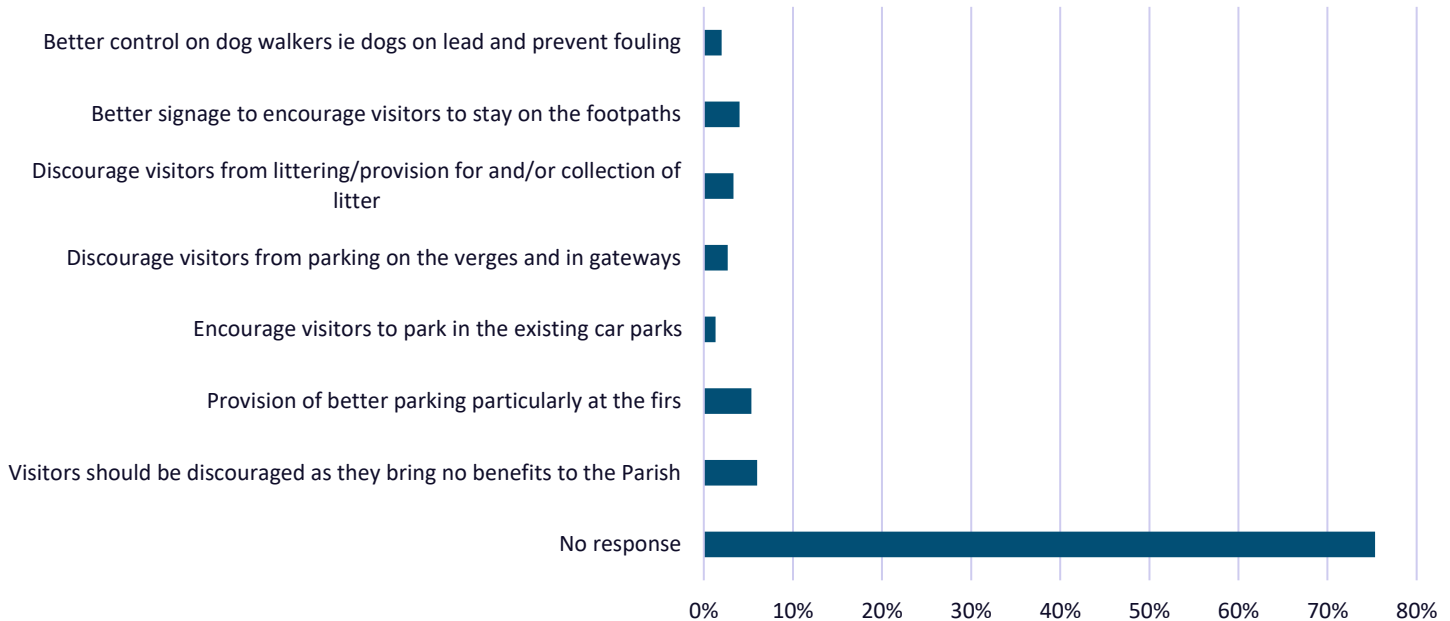
Local responses indicate that the two most important parking related issues are **increasing or improved parking at Harlestone Firs** (45% 'very important') and **providing signage to discourage parking on the grass verges** (51% 'very important'). There is a fair amount of opposition to **increasing or improving parking for visitors in the village** (58% 'not important')

25. How important is it that the Neighbourhood Plan addresses the following parking related issues?

| | Very Important | Important | Not Important | No response | Total |
|---|----------------|-----------|---------------|-------------|-------------|
| Increasing or improving the parking for visitors in the village | 25 17% | 37 25% | 87 58% | 1 1% | 150 100% |
| Increasing or improved parking at Harlestone Firs | 67 45% | 48 32% | 33 22% | 2 1% | 150 100% |
| Signage to discourage parking on the grass verges | 76 51% | 39 26% | 32 21% | 3 2% | 150 100% |
| Signage directing visitors to park in the HVI car park or at the Church Lane car park | 37 25% | 53 35% | 56 37% | 4 3% | 150 100% |
| No changes to the existing parking arrangements | 35 23% | 24 16% | 58 39% | 33 22% | 150 100% |

Additional comments regarding the management of visitors to Harlestone parish

Sample size: 150



A quarter of respondents provided additional comments regarding the management of visitors to Harlestone, offering several different suggestions.

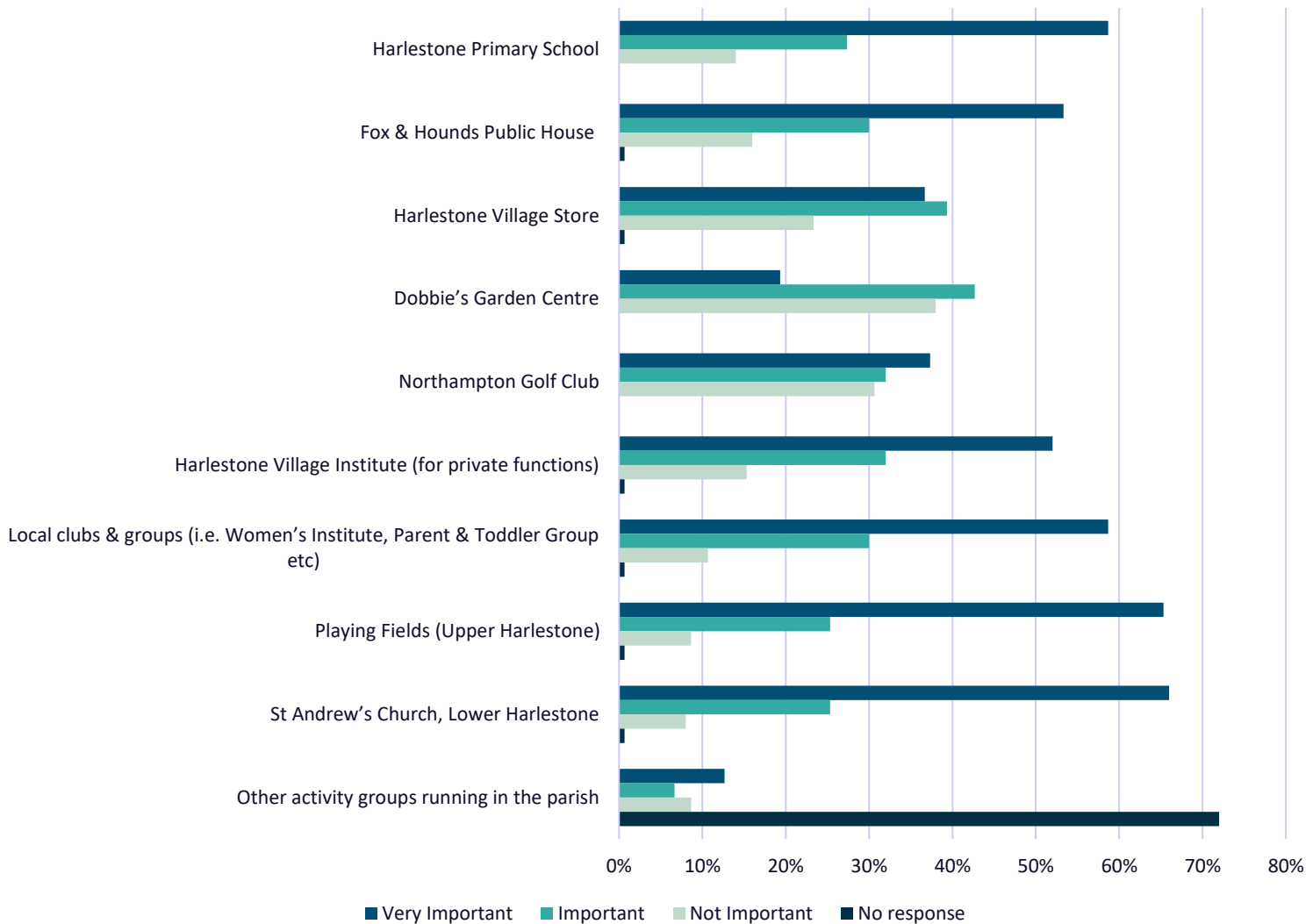
26. If you have any additional comments regarding the management of visitors to Harlestone parish, please use the space below.

| | Count | % |
|--|------------|-------------|
| Better control on dog walkers ie dogs on lead and prevent fouling | 3 | 2% |
| Better signage to encourage visitors to stay on the footpaths | 6 | 4% |
| Discourage visitors from littering/provision for and/or collection of litter | 5 | 3% |
| Discourage visitors from parking on the verges and in gateways | 4 | 3% |
| Encourage visitors to park in the existing car parks | 2 | 1% |
| Provision of better parking particularly at the firs | 8 | 5% |
| Visitors should be discouraged as they bring no benefits to the Parish | 9 | 6% |
| No response | 113 | 75% |
| Total | 150 | 100% |

Village Amenities and Organisations

How important to you are the following village facilities?

Sample size: 150



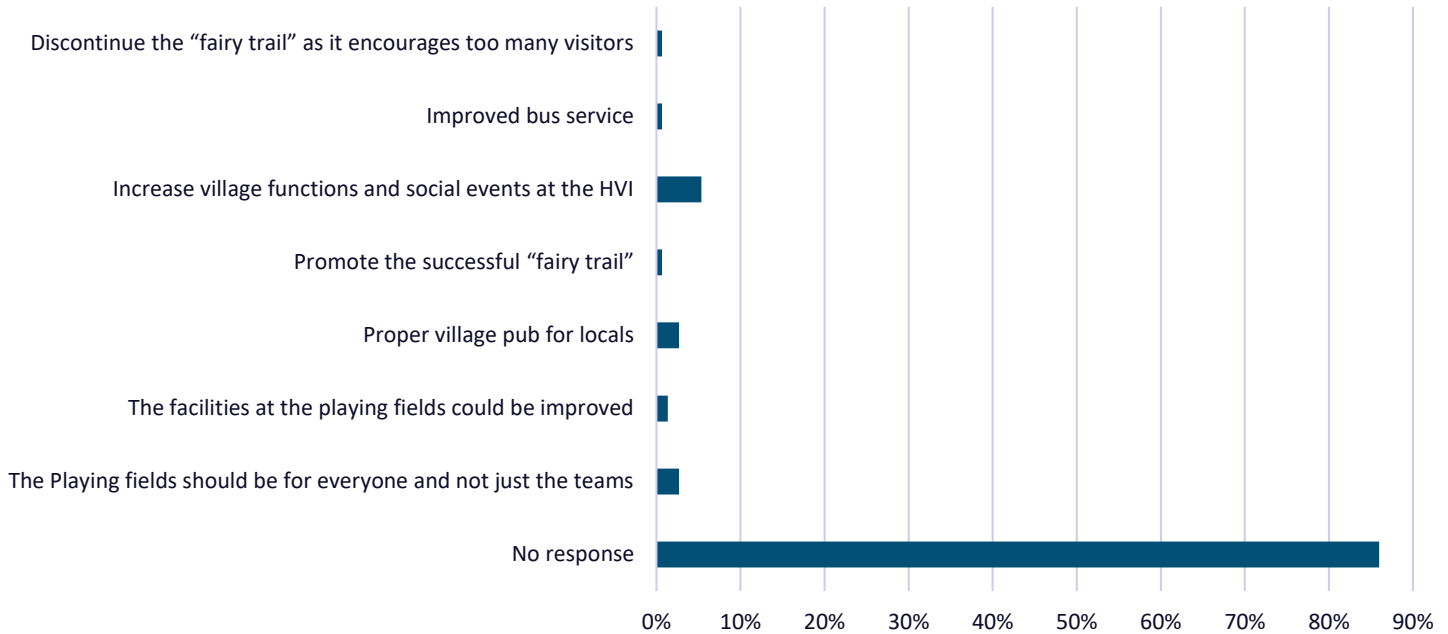
Most of the village facilities listed in the survey are considered 'important' or 'very important' by a large proportion of respondents. The top five facilities rated as 'very important' by the most respondents are:

- Harlestone Primary School (59%)
- Fox & Hounds Public House (53%)
- Local clubs & groups (i.e. Women's Institute, Parent & Toddler Group etc) (59%)
- Playing Fields, Upper Harlestone (65%)
- St Andrew's Church, Lower Harlestone (66%)

| 27. How important to you are the following village facilities? | | | | | |
|---|-----------------------|------------------|----------------------|--------------------|--------------|
| | Very Important | Important | Not Important | No response | Total |
| Harlestone Primary School | 88 59% | 41 27% | 21 14% | 0 0% | 150 100% |
| Fox & Hounds Public House | 80 53% | 45 30% | 24 16% | 1 1% | 150 100% |
| Harlestone Village Store | 55 37% | 59 39% | 35 23% | 1 1% | 150 100% |
| Dobbie's Garden Centre | 29 19% | 64 43% | 57 38% | 0 0% | 150 100% |
| Northampton Golf Club | 56 37% | 48 32% | 46 31% | 0 0% | 150 100% |
| Harlestone Village Institute (for private functions) | 78 52% | 48 32% | 23 15% | 1 1% | 150 100% |
| Local clubs & groups (i.e. Women's Institute, Parent & Toddler Group etc) | 88 59% | 45 30% | 16 11% | 1 1% | 150 100% |
| Playing Fields (Upper Harlestone) | 98 65% | 38 25% | 13 9% | 1 1% | 150 100% |
| St Andrew's Church, Lower Harlestone | 99 66% | 38 25% | 12 8% | 1 1% | 150 100% |
| Other activity groups running in the parish | 19 13% | 10 7% | 13 9% | 108 72% | 150 100% |

Additional comments regarding village amenities or organisations in Harlestone parish

Sample size: 150



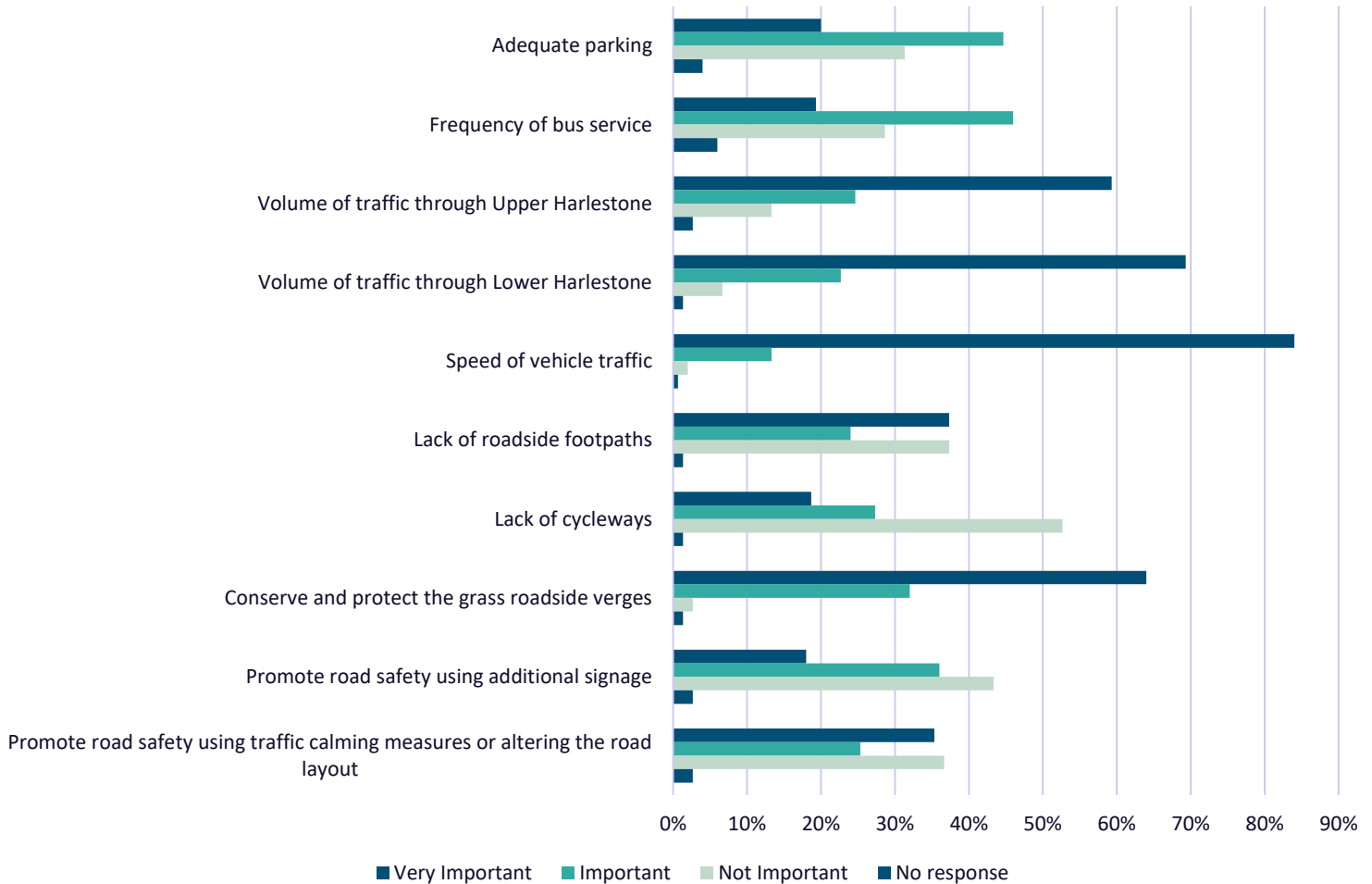
Only 14% of respondents made an additional comment regarding village amenities or organisations. The most popular comment, said by 5%, was related to increasing village functions and social events at the Harlestone Village Institute.

28. If you have any additional comments regarding village amenities or organisations in Harlestone parish, please use the space below.

| | Count | % |
|--|------------|-------------|
| Discontinue the "fairy trail" as it encourages too many visitors | 1 | 1% |
| Improved bus service | 1 | 1% |
| Increase village functions and social events at the HVI | 8 | 5% |
| Promote the successful "fairy trail" | 1 | 1% |
| Proper village pub for locals | 4 | 3% |
| The facilities at the playing fields could be improved | 2 | 1% |
| The Playing fields should be for everyone and not just the teams | 4 | 3% |
| No response | 129 | 86% |
| Total | 150 | 100% |

What do you consider to be the main transport issues of concern with the local area?

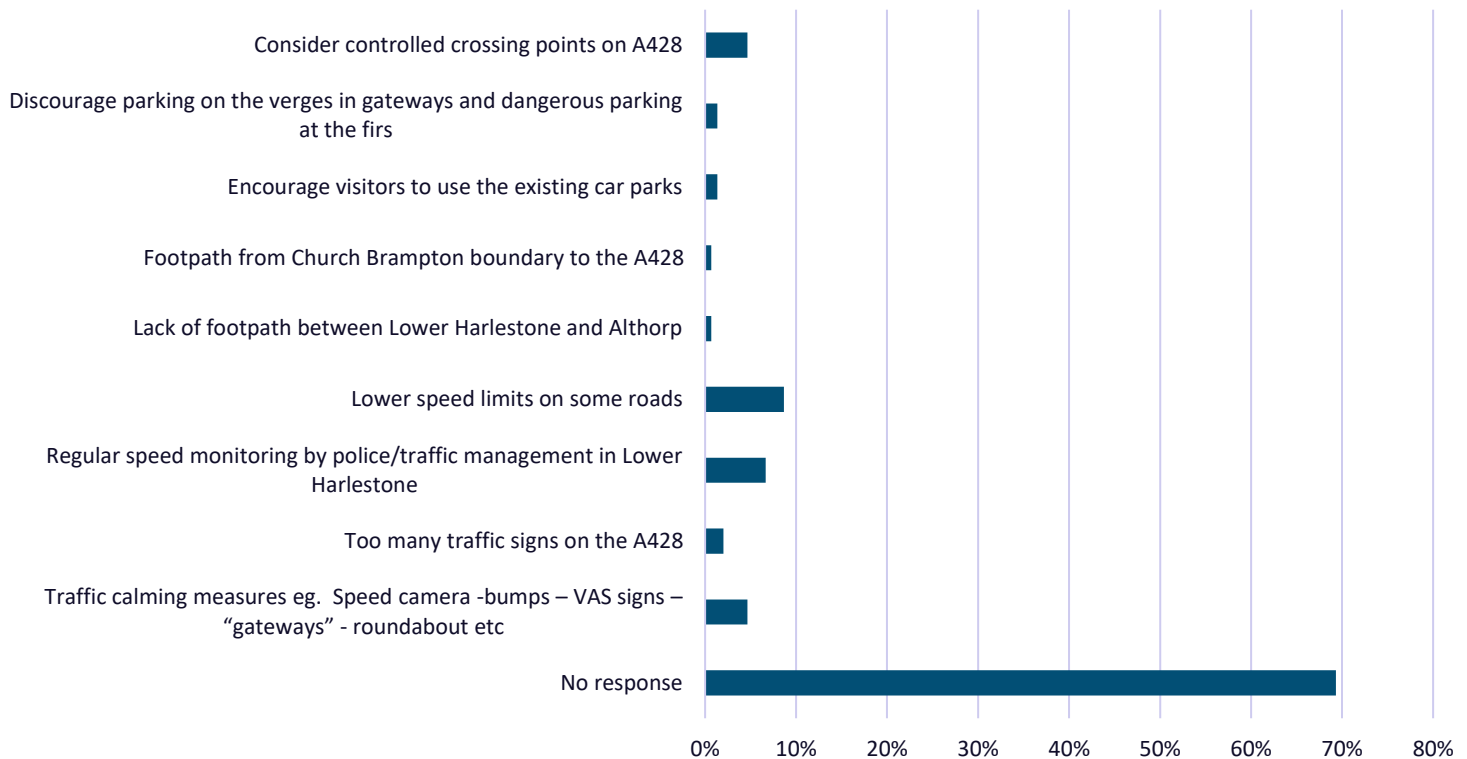
Sample size: 150



Respondents say that the main transport issues of concern within the local area are the **volume of traffic** through Lower Harlestone (69%) and Upper Harlestone (59%), the **speed of vehicle traffic** (84%) and conserving & protecting the **grass roadside verges** (64%).

| 29. What do you consider to be the main transport issues of concern with the local area: | | | | | |
|--|-------------------|-----------|------------------|----------------|-------------|
| | Very Important | Important | Not Important | No response | Total |
| Adequate parking | 30 20% | 67 45% | 47 31% | 6 4% | 150 100% |
| Frequency of bus service | 29 19% | 69 46% | 43 29% | 9 6% | 150 100% |
| Volume of traffic through Upper Harlestone | 89 59% | 37 25% | 20 13% | 4 3% | 150 100% |
| Volume of traffic through Lower Harlestone | 104 69% | 34 23% | 10 7% | 2 1% | 150 100% |
| Speed of vehicle traffic | 126 84% | 20 13% | 3 2% | 1 1% | 150 100% |
| Lack of roadside footpaths | 56 37% | 36 24% | 56 37% | 2 1% | 150 100% |
| Lack of cycleways | 28 19% | 41 27% | 79 53% | 2 1% | 150 100% |
| Conserve and protect the grass roadside verges | 96 64% | 48 32% | 4 3% | 2 1% | 150 100% |
| Promote road safety using additional signage | 27 18% | 54 36% | 65 43% | 4 3% | 150 100% |
| Promote road safety using traffic calming measures or altering the road layout | 53 35% | 38 25% | 55 37% | 4 3% | 150 100% |

Additional comments regarding traffic management or transport networks



The most popular comments regarding traffic management or transport networks cover the following suggestions:

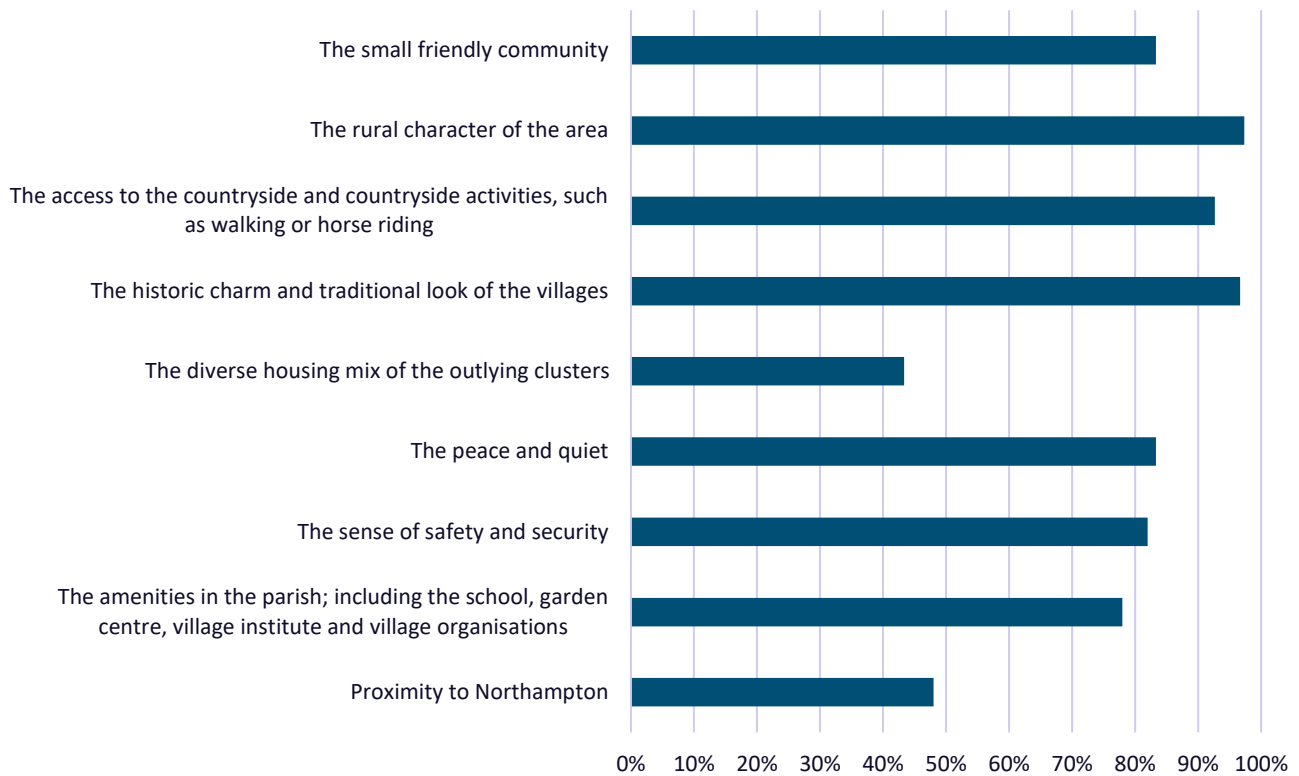
- Lower speed limits on some roads (9%)
- Regular speed monitoring by police / traffic management in Lower Harlestone (7%)

30. If you have any additional comments regarding traffic management or transport networks in Harlestone parish, please use the space below.

| | Count | % |
|--|------------|-------------|
| Consider controlled crossing points on A428 | 7 | 5% |
| Discourage parking on the verges in gateways and dangerous parking at the firs | 2 | 1% |
| Encourage visitors to use the existing car parks | 2 | 1% |
| Footpath from Church Brampton boundary to the A428 | 1 | 1% |
| Lack of footpath between Lower Harlestone and Althorp | 1 | 1% |
| Lower speed limits on some roads | 13 | 9% |
| Regular speed monitoring by police/traffic management in Lower Harlestone | 10 | 7% |
| Too many traffic signs on the A428 | 3 | 2% |
| Traffic calming measures eg. Speed camera -bumps – VAS signs – “gateways” - roundabout etc | 7 | 5% |
| No response | 104 | 69% |
| Total | 150 | 100% |

What do you enjoy most about living in Harlestone?

Sample size: 150



The top 3 aspects of living in Harlestone that respondents say they enjoy the most are:

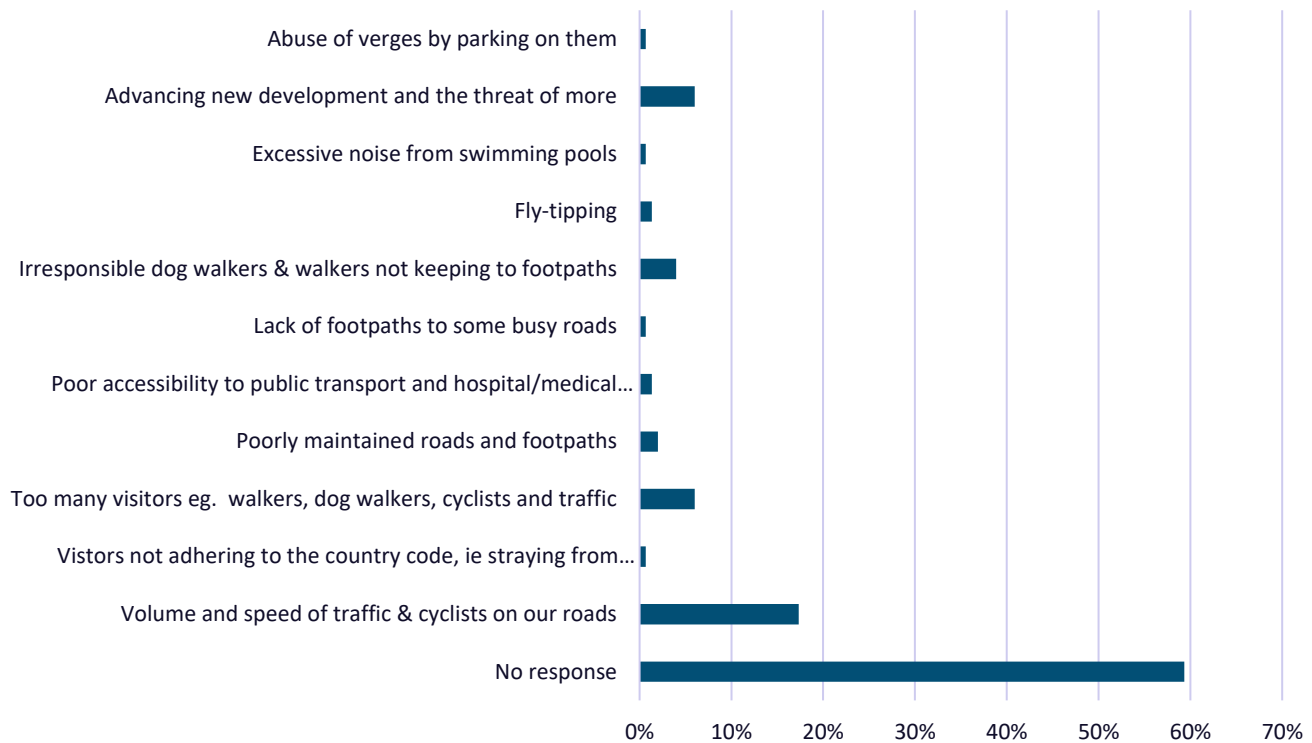
- The rural character of the area (97%)
- The historic charm and traditional look of the villages (97%)
- The access to the countryside and countryside activities, such as walking or horse riding (93%)

| What do you enjoy most about living in Harlestone? | | | |
|---|------------|-------------|-------------|
| | Yes | No response | Total |
| The small friendly community | 125 83% | 25 17% | 150 100% |
| The rural character of the area | 146 97% | 4 3% | 150 100% |
| The access to the countryside and countryside activities, such as walking or horse riding | 139 93% | 11 7% | 150 100% |
| The historic charm and traditional look of the villages | 145 97% | 5 3% | 150 100% |
| The diverse housing mix of the outlying clusters | 65 43% | 85 57% | 150 100% |
| The peace and quiet | 125 83% | 25 17% | 150 100% |
| The sense of safety and security | 123 82% | 27 18% | 150 100% |
| The amenities in the parish; including the school, garden centre, village institute and village organisations | 117 78% | 33 22% | 150 100% |
| Proximity to Northampton | 72 48% | 78 52% | 150 100% |

| What do you enjoy most about living in Harlestone? (Additional comments) | | |
|--|------------|-------------|
| | Count | % |
| Wildlife | 2 | 1% |
| Proximity to Sixfields and M1 | 1 | 1% |
| Perfect | 1 | 1% |
| Garlic Wood/Hills and Hollows | 1 | 1% |
| Good lack of street lighting in UH | 1 | 1% |
| Proximity to other towns e.g. Towcester, Daventry | 1 | 1% |
| What's not to like - we are very lucky | 1 | 1% |
| I like everything | 1 | 1% |
| No response | 141 | 94% |
| Total | 150 | 100% |

What do you like least about living in Harlestone parish?

Sample size: 150



41% of surveyed residents provided details on what they least like about living in Harlestone. Over half of those responses were related to the **volume and speed of traffic and cyclists on roads**.

| Please provide details of what you like least about living in Harlestone parish | | |
|---|------------|-------------|
| | Count | % |
| Abuse of verges by parking on them | 1 | 1% |
| Advancing new development and the threat of more | 9 | 6% |
| Excessive noise from swimming pools | 1 | 1% |
| Fly-tipping | 2 | 1% |
| Irresponsible dog walkers & walkers not keeping to footpaths | 6 | 4% |
| Lack of footpaths to some busy roads | 1 | 1% |
| Poor accessibility to public transport and hospital/medical facilities | 2 | 1% |
| Poorly maintained roads and footpaths | 3 | 2% |
| Too many visitors eg. walkers, dog walkers, cyclists and traffic | 9 | 6% |
| Visitors not adhering to the country code, ie straying from footpaths etc. | 1 | 1% |
| Volume and speed of traffic & cyclists on our roads | 26 | 17% |
| No response | 89 | 59% |
| Total | 150 | 100% |